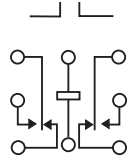


SHC · SHCD · SHCS · SHCSD

SHC · SHCS

**STANDARD • SENSITIVE
.100 GRID SURFACE MOUNT COM-
MERCIAL RELAY**



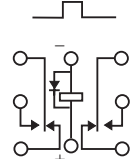
TERMINAL VIEW

FEATURES

- Hermetically sealed
- Excellent RF switching

SHCD · SHCSD

**STANDARD • SENSITIVE
.100 GRID SURFACE MOUNT
DIODE SUPPRESSED
COMMERCIAL RELAY**



TERMINAL VIEW

FEATURES

- Suppression Diode
- Hermetically sealed
- Excellent RF switching

ELECTRICAL CHARACTERISTICS

CONTACT ARRANGEMENT

2 Form C (DPDT)

CONTACT MATERIAL

Stationary:
Gold/platinum/palladium/silver alloy
(gold plated)

Moveable:
Gold/platinum/palladium/silver alloy
(gold plated)

CONTACT RESISTANCE

Before Life:
100 milliohms max.
(measured @ 10 mA @ 6 Vdc)

After Life:
200 milliohms max.
(measured @ 1 A @ 28 Vdc)

MECHANICAL LIFE EXPECTANCY

1 million operations

ELECTRICAL CHARACTERISTICS

COIL VOLTAGE

5 to 26.5 Vdc (SHC/SHCD)
5 to 48 Vdc (SHCS/SHCSD)

COIL POWER

SHC/SHCD:
660 mW max. @ 25°C

SHCS/SHCSD:
565 mW max. @ 25°C

DUTY CYCLE

Continuous

PICK-UP VOLTAGE

Approximately 70% of
nominal coil voltage

PICK-UP SENSITIVITY

SHC/SHCD:
180 mW max. @ 25°C

SHCS/SHCSD:
90 mW max. @ 25°C

CONTACT RATINGS

CONTACT LOAD	TYPE	OPERATIONS MIN.
1.0 A @ 28 Vdc	Resistive	100,000
250 mA @ 115 Vac, 60 Hz & 400 Hz	Resistive (Case not grounded)	100,000
100 mA @ 115 Vac, 60 Hz & 400 Hz	Resistive	100,000
0.2 A @ 28 Vdc	Inductive (0.32 Henry)	100,000
0.1 A @ 28 Vdc	Lamp	100,000
30 µA @ 50 mVdc	Low Level	1,000,000

.100 GRID SURFACE MOUNT COMMERCIAL/INDUSTRIAL RELAYS



SHC · SHCD · SHCS · SHCSD

100 GRID SURFACE MOUNT COMMERCIAL/INDUSTRIAL RELAYS

OPERATING CHARACTERISTICS

TIMING

Operate Time:
SHC/SHCD: 4.0 ms max.
SHCS/SHCSD: 6.0 ms max.

Release Time:
SHC: 3.0 ms max.
SHCS: 3.0 ms max.
SHCD: 6.0 ms max.
(suppression diode)
SHCSD: 7.5 ms max.
(suppression diode)

DIELECTRIC WITHSTANDING VOLTAGE

Between Open Contacts:
350 Vrms 60 Hz

Between Adjacent Contacts:
350 Vrms 60 Hz

Between Contacts & Coil:
350 Vrms 60 Hz

INSULATION RESISTANCE

1,000 megohms @ 500 Vdc

ENVIRONMENTAL CHARACTERISTICS

TEMPERATURE RANGE

-55°C to + 85°C

WEIGHT

SHC/SHCD:
0.09 oz. (2.55 gms)

SHCS/SHCSD:
0.15 oz. (4.30 gms)

VIBRATION RESISTANCE

10 G's, 10 to 500 Hz

SHOCK RESISTANCE

30 G's, 6 ± 1 ms

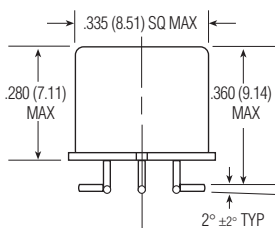
SEMICONDUCTOR CHARACTERISTICS

DIODE

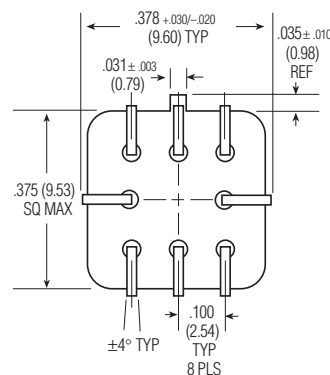
100 Vdc peak inverse voltage (PIV)
1.0 Vdc max. transient voltage

STANDARD COIL DATA

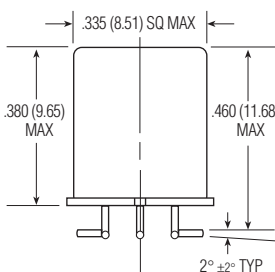
	NOM. COIL VOLTAGE (Vdc)	COIL RESISTANCE IN OHMS ±20% @ 25°C	PICKUP VOLTAGE Vdc (MAX.) @ 25°C	NOM. COIL POWER (mW) @ 25°C	MAX. COIL VOLTAGE	COIL DESIG.
SHC/SHCD	5.0	64	3.8	391	5.8	5
	6.0	98	4.9	367	8.0	6
	9.0	220	7.0	368	12.0	9
	12.0	400	9.0	360	16.0	12
	18.0	880	14.0	368	24.0	18
	26.5	1,600	18.0	439	32.0	26
SHCS/SHCSD	5.0	100	3.5	250	7.5	5
	6.0	200	4.5	180	10.0	6
	9.0	400	6.8	203	15.0	9
	12.0	800	9.0	180	20.0	12
	18.0	1,600	13.5	203	30.0	18
	26.5	3,200	18.0	219	40.0	26
	36.0	6,500	24.0	199	57.0	36
	48.0	11,000	32.0	209	75.0	48



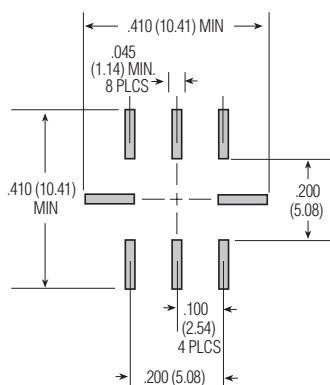
SHC/SHCD ENCLOSURE



SHC/SHCD/SHCS/SHCSD HEADER



SHCS/SHCSD ENCLOSURE



RECOMMENDED SOLDER PAD LAYOUT

SPECIFYING A PART NUMBER EXAMPLE:

TYPE SHC DIODES D GROUND PIN X COILS -26