


STANDARD SPECIFICATIONS

Part number	Nominal Frequency fo	Oscillation Mode	Passband min.		Stopband max.		Attention Guaranteed min.		Ripple max. (dB)	Loss max. (dB)	Terminating Impedance (Ω //pF)	Operating Temperature ($^{\circ}$ C)	No. of Pole
	(MHz)		(dB)	(kHz)	(dB)	(kHz)	(dB)	(kHz)					
38SMF450A15	45.000	FUND	3	± 7.5	13	± 25.0	60	-900	0.5	2.0	560//6.0	-30 to +80	2
38SMF45A30	45.000	FUND	3	± 15.0	15	± 60.0	60	-900	1.0	2.5	1100//1.0	-30 to +80	2
38SMF1096A20-3P	109.650	3rd	0.5	± 10.0	22	± 60.0	-	-900	0.5	2.5	2000// -0.6	-30 to +80	3
38SMF130A20-3P	130.000	3rd	0.5	± 10.0	10	± 25.0	70	-900	0.5	3.0	870// -1.5	-30 to +80	3

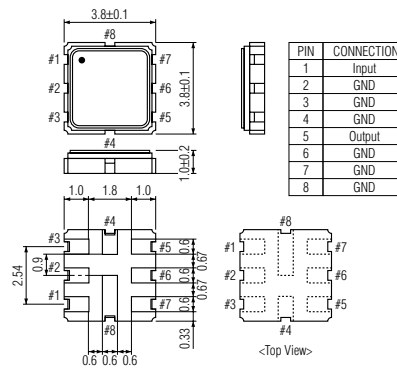
PACKAGE DATA

Item	Package	38SMF
Lid		Metal
Base		Ceramic
Sealing		Seam
Terminal		Tungsten (metalized)
Terminal plating		Gold / Nickel (surface/under)
RoHS		Compliant (Pb-free)

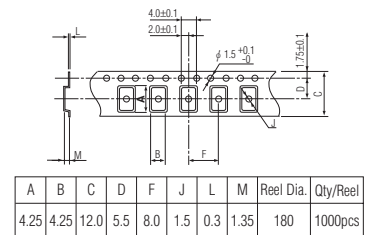
38SMF



38SMF



TAPE SPECIFICATIONS



SOLDERING PATTERN

