

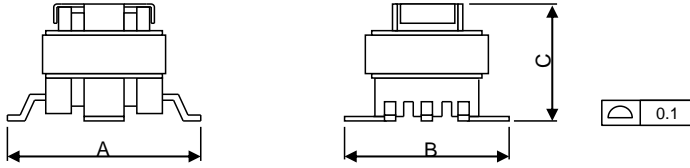
Spezifikation für Freigabe / specification for release

Kunde / customer :
 Artikelnummer / part number : **749251070**
 Bezeichnung : **Stromwandler WE-CST**
 description : **Current sense transformer WE-CST**



DATUM / DATE : 2011-04-15

A Mechanische Abmessungen / dimensions :



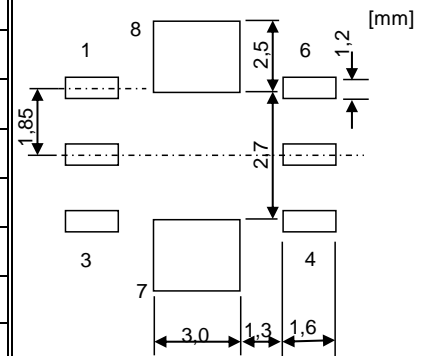
	EE5	
A	7,7 ± 0,5	mm
B	6,9 ± 0,3	mm
C	5,33 max.	mm

● = Marking Pin 1

B Elektrische Eigenschaften / electrical properties :

Eigenschaften / properties	Testbedingungen / test conditions		Wert / value	Einheit / unit	tol.
Induktivität W2 inductance W2	10 kHz / 0,1V	L_0	980	μH	min.
Nennstrom / Nominal current	$\Delta T = 40\text{K}$	I_N	10	A	typ.
DC-Widerstand W1/ DC-resistance W1	@ 20°C	R_{DC1}	6.0	$\text{m}\Omega$	max.
DC-Widerstand W2/ DC-resistance W2	@ 20°C	R_{DC2}	2.20	Ω	max.
Übersetzungsverhältnis Turns ratio	W1 : W2	TR	1 : 70		± 3%
Max. V- μs -Produkt Max. V- μs -Product	Uref*DCmax/f	$V_{\mu\text{s}_{\text{max}}}$	35	μVs	max.
Hochspannung Hipot test	3mA / 1s W1 => W2	HV	500	V_{AC}	

C Lötpad / soldering spec. :



D Prüfgeräte / test equipment :

HP 4274 A für/for L und/and Q
HP 34401 A für/for I_{DC} und/and R_{DC}

E Testbedingungen / test conditions :

Luftfeuchtigkeit / humidity: 33%
 Umgebungstemperatur / temperature: +20°C

F Werkstoffe & Zulassungen / material & approvals :

Basismaterial / base material: Ferrit/ ferrite
 Spulenkörper / Bobbin: UL-V0
 Draht / wire: 2UEW 155°C
 Kontaktmaterial/ contact plating: Cu-Ag tinned

G Eigenschaften / general specifications :

Betriebstemp. / operating temperature: -40°C - + 125°C
 Umgebungstemperatur / ambient temperature: -40°C - + 85°C
 It is recommended that the temperature of the part does not exceed 125°C under worst case operating conditions.
 Co-planarität / Co-planarity: 0.1 mm max.


Freigabe erteilt / general release:	Kunde / customer		
		
Datum / date	Unterschrift / signature	TBr	Version 5 2011-04-15
	Würth Elektronik	TBr	Version 4 2008-12-03
	SSt	Version 3 2007-04-19
	TBr	Version 2 2007-03-26
Geprüft / checked	Kontrolliert / approved	TBr	Version 1 2006-07-17
		Name	Änderung / modification Datum / date

Würth Elektronik eiSos GmbH & Co.KG


D-74638 Waldenburg · Max-Eyth-Straße 1 - 3 · Germany · Telefon (+49) (0) 7942 - 945 - 0 · Telefax (+49) (0) 7942 - 945 - 400
<http://www.we-online.com>

Spezifikation für Freigabe / specification for release

Kunde / customer :
 Artikelnummer / part number : **749251070**
 Bezeichnung : **Stromwandler WE-CST**
 description : **Current sense transformer WE-CST**



H Schaltbild / Schematics



Freigabe erteilt / general release:	Kunde / customer			
Datum / date	Unterschrift / signature	TBr	Version 5	2011-04-15
Geprüft / checked	Kontrolliert / approved	TBr	Version 4	2008-12-03
	Würth Elektronik	SSt	Version 3	2007-04-19
		TBr	Version 2	2007-03-26
		TBr	Version 1	2006-07-17
		Name	Änderung / modification	Datum / date

Würth Elektronik eiSos GmbH & Co.KG

D-74638 Waldenburg · Max-Eyth-Straße 1 - 3 · Germany · Telefon (+49) (0) 7942 - 945 - 0 · Telefax (+49) (0) 7942 - 945 - 400
<http://www.we-online.com>

Spezifikation für Freigabe / specification for release

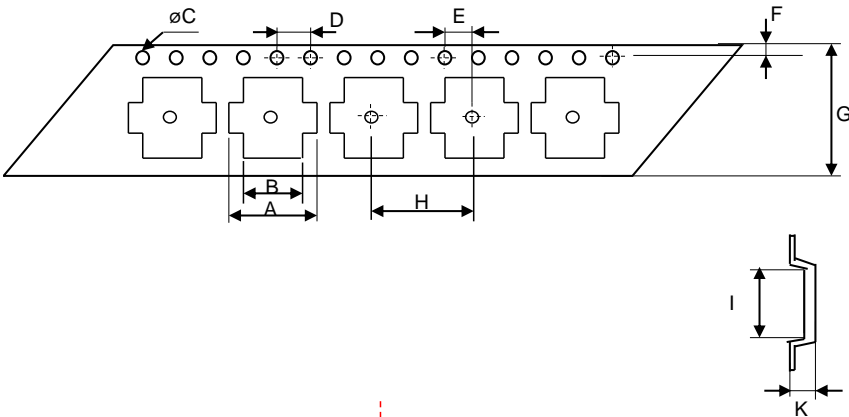
Kunde / customer :
 Artikelnummer / part number : **749251070**
 Bezeichnung : **Stromwandler WE-CST**
 description : **Current sense transformer WE-CST**



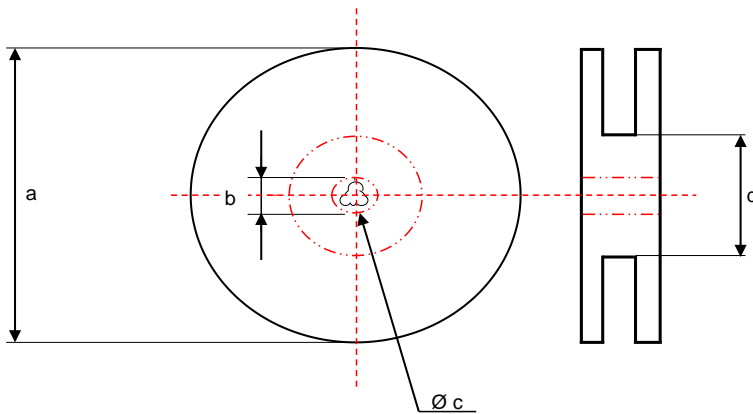
DATUM / DATE : 2011-04-15

I Rollenspezifikation / tape and reel specification :

Gurtspezifikation / Tape specification:

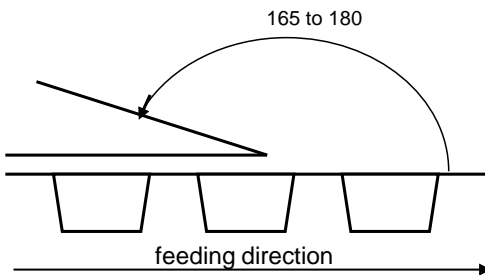


A	7,50 ± 0,1	mm
B	6,20 ± 0,1	mm
C	1,50 +0,1 - 0,0	mm
D	4,00 ± 0,1	mm
E	2,00 ± 0,1	mm
F	1,75 ± 0,1	mm
G	16,0 ± 0,3	mm
H	12,00 ± 0,2	mm
G	8,20 ± 0,1	mm
H	5,80 ± 0,1	mm



Rollenspezifikation / Reel specification:

a	330,0 ± 2,0	mm
b	21,00 ± 0,8	mm
c	13,00 ± 0,5	mm
d	100,0 ± 1,0	mm



The force for tearing off cover tape is 10 to 130 grams in arrow direction

Freigabe erteilt / general release:	Kunde / customer		
Datum / date	Unterschrift / signature		
Geprüft / checked	Würth Elektronik		
	Kontrolliert / approved		
	Name	Änderung / modification	Datum / date
	TBr	Version 5	2011-04-15
	TBr	Version 4	2008-12-03
	SSt	Version 3	2007-04-19
	TBr	Version 2	2007-03-26
	TBr	Version 1	2006-07-17

This electronic component has been designed and developed for usage in general electronic equipment. Before incorporating this component into any equipment where higher safety and reliability is especially required or if there is the possibility of direct damage or injury to human body, for example in the range of aerospace, aviation, nuclear control, submarine, transportation, (automotive control, train control, ship control), transportation signal, disaster prevention, medical, public information network etc. Würth Elektronik eiSos GmbH must be informed before the design-in stage. In addition, sufficient reliability evaluation checks for safety must be performed on every electronic component which is used in electrical circuits that require high safety and reliability functions or performance.

Würth Elektronik eiSos GmbH & Co.KG

D-74638 Waldenburg · Max-Eyth-Straße 1 - 3 · Germany · Telefon (+49) (0) 7942 - 945 - 0 · Telefax (+49) (0) 7942 - 945 - 400
<http://www.we-online.com>