

HARSH MEDIA ABSOLUTE PRESSURE DIE



PRESSURE SENSORS

Product Number: SM9221

HIGHLIGHTS

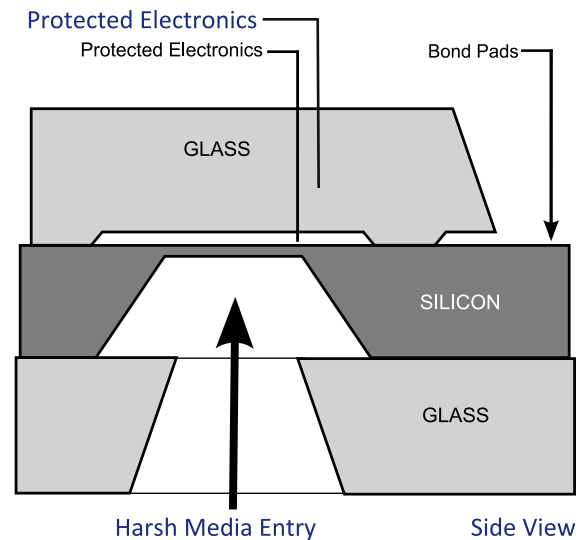
- Small profile
- For harsh fluid or gas media
- High volume, low-cost for OEM use
- Mountable on PC board substrates
- Available for proprietary packaging
- Harsh media applications

TYPICAL APPLICATIONS

- Automotive transmission
- Automotive exhaust gas
- TMAP
- Industrial printers
- Medical fluid or gas pressure sensing
- Home appliances
- Hand-held meters

FEATURES

- 30, 60, 150 & 300 PSI ranges (~ 2, 4, 10 & 20 bar)
(additional pressure ranges available on request)
- Small die (2 mm x 2 mm) for high-volume applications
- Backside entry design protects electronics
- Only silicon and glass exposed to media
- Constant current or constant voltage drive
- Millivolt output



DESCRIPTION

The SM9221 is a silicon micro-machined, piezoresistive pressure-sensing chip. The SM9221 is designed for harsh media where absolute pressure needs to be accurately measured. In contrast to traditional pressure-sensing chips the media only comes in contact with backside glass and silicon materials. Therefore, the electronic structures on the frontside of the die will not be affected during operation. This results in a durable pressure sensor suitable for challenging applications. These devices are available in full-scale ranges of 30, 60, 150 & 300 PSI and are ideal for OEM and high-volume applications.

Provided in die form, these sensors can be mounted on ceramic or PC board substrates as part of an OEM system. They also may be packaged into proprietary, or application specific sensor lines.

Dies are probed, diced, inspected, and shipped on tape.

Note: Product suitability for specific harsh environments must be validated by the customer.



Product Number: SM9221

ABSOLUTE MAXIMUM RATING TABLE FOR SM9221 DIE

All parameters are specified at $V_{SUPPLY} = 5.00$ V DC supply at room temperature, unless otherwise noted.

No.	Characteristic	Symbol	Minimum	Typical	Maximum	Units
1	Excitation Voltage ^(a)	V_{SUPPLY}	—	—	10	V
2	Excitation Current ^(a)	I_{SUPPLY}	—	—	1.6	mA
3	Proof Pressure ^(b)	P_{PROOF}	3×	—	—	FS p_{RANGE}
4	Burst Pressure ^(b)	P_{BURST}	5×	—	—	FS p_{RANGE}
5	Operating Temperature ^(b)	T_{OP}	-40	—	+145	°C
6	Storage Temperature ^(b)	T_{STG}	-55	—	+150	°C

NOTES:

(a) Bridge may be driven with positive or negative voltage as long as V_{sub} is not connected.

(b) Tested on a sample basis

OPERATING CHARACTERISTICS FOR SM9221 DIE

All parameters are specified at $V_{SUPPLY} = 5.00$ V DC supply at room temperature, unless otherwise noted.

No.	Characteristic	Symbol	Minimum	Typical	Maximum	Units
7	Span (FS p_{RANGE}) ^{(30, 60, 150 PSI)(b)}	V_{SPAN}	100	145	195	mV
8	Span (FS p_{RANGE}) ^{(300 PSI)(b)}	V_{SPAN}	65	110	155	mV
9	Sensitivity ^{(30, 60, 150 PSI)(b)}	S_V	133	193	260	$\mu V/V/PSI$
10	Sensitivity ^{(300 PSI/~20.7 bar)(b)}	S_V	44	74	103	$\mu V/V/PSI$
11	Offset	V_{OFFSET}	-50	0	+50	mV
12	TC Span ^(b)	TCS	-24	-20	-15.5	%FS/100°C
13	TC Offset ^(b)	TCZ	-15	-3	+15	%FS/100°C
14	TC Resistance ^{(b)(c)}	TCR	17	26	31	% R_B /100°C
15	Linearity ^{(b)(d)}	NL	-0.3	-0.15	0.3	%FS
16	Bridge Resistance	R_B	4.0	5.0	6.0	k Ω
17	Junction Leakage	I_{LEAK}	—	—	35	nA

QUALIFICATION STANDARDS

→ For qualification specifications, please contact Sales at sales@si-micro.com

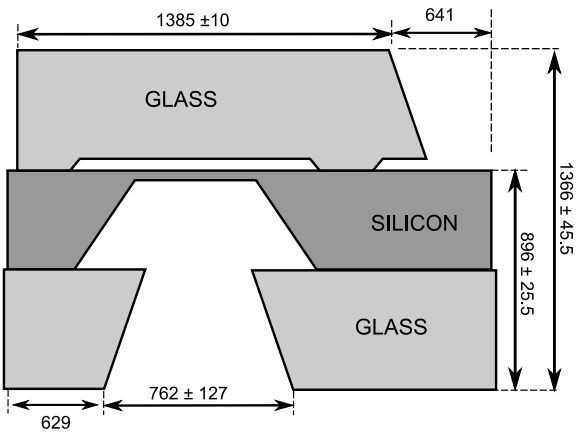
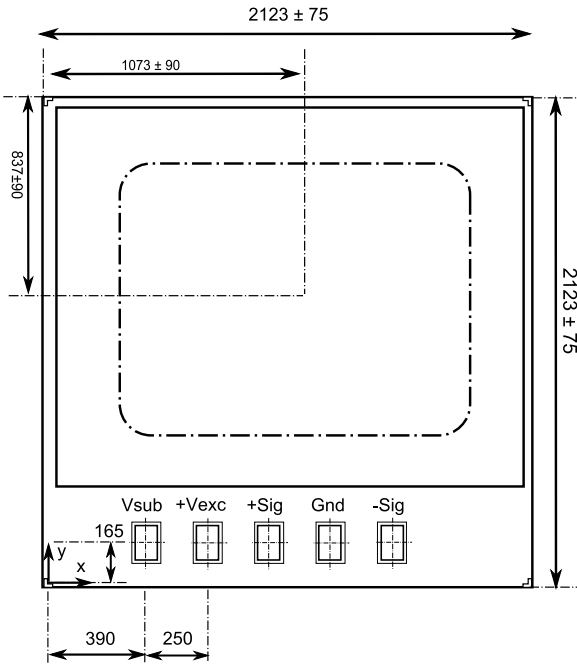
NOTES:

(c) Determined by measurements taken at 25°C and 75°C.

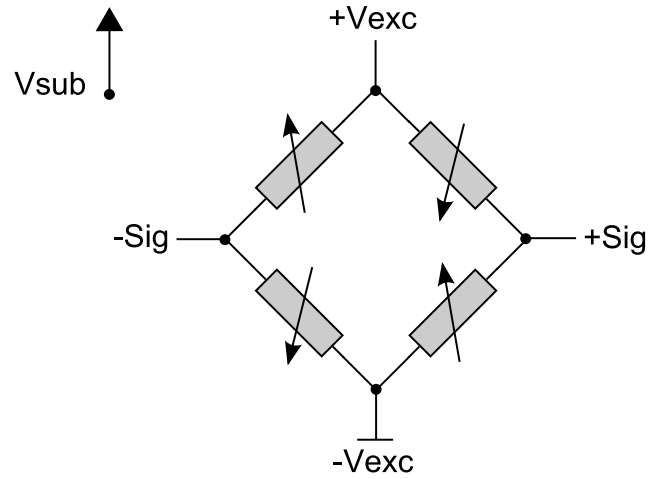
(d) Defined as best fit straight line.

Product Number: SM9221

SM9221 Diagrams and Dimensions



SM9221 Pad-Out



Protected under USA Mask Copyright. All Rights Reserved.

Typical Operation

PIN	DESCRIPTION	TYPE	VALUE
1	Vsub	Power	+5 V
2	+Vexc	Power	+5 V
3	+Sig	Analog Out	-
4	Gnd	Power	0 V
5	-Sig	Analog Out	-

Pad Sizes = 170 x 120

Pitch: 250

Coordinates (x, y)

Vsub (390, 165)

+Vexc (640, 165)

+Sig (890, 165)

-Vexc (1140, 165)

-Sig (1390, 165)

All Dimensions are in MICRON

Ordering information

Order Code	Full-Scale Pressure Range	Pressure Type	Minimum Order Quantity
SM9221-030-A-D	30 PSI / 207 kPa	Absolute	1 wafer ≈ 2,400 pieces ≈ 2,400 Die Per Wafer (Actual die quantity subject to +/- 10% yield variance)
SM9221-060-A-D	60 PSI / 414 kPa		
SM9221-150-A-D	150 PSI / 1034 kPa		
SM9221-300-A-D	300 PSI / 2068 kPa		

For samples, please contact: sales@si-micro.com.

Product Number: SM9221

Silicon Microstructures Warranty and Disclaimer:

Silicon Microstructures, Inc. reserves the right to make changes without further notice to any products herein and to amend the contents of this data sheet at any time and at its sole discretion.

Information in this document is provided solely to enable software and system implementers to use Silicon Microstructures, Inc. (SMI) products and/or services. No express or implied copyright licenses are granted hereunder to design or fabricate any silicon-based microstructures based on the information in this document.

SMI makes no warranty, representation, or guarantee regarding the suitability of its products for any particular purpose, nor does SMI assume any liability arising out of the application or use of any product or silicon-based microstructure, and specifically disclaims any and all liability, including without limitation consequential or incidental damages. "Typical" parameters which may be provided in SMI's data sheets and/or specifications can and do vary in different applications and actual performance may vary over time. All operating parameters, including "Typicals", must be validated for each customer application by customer's technical experts. SMI does not convey any license under its patent rights nor the rights of others. SMI makes no representation that the circuits are free of patent infringement. SMI products are not designed, intended, or authorized for use as components in systems intended for surgical implant into the body, or other applications intended to support or sustain life, or for any other application in which the failure of the SMI product could create a situation where personal injury or death may occur. Should Buyer purchase or use SMI products for any such unintended or unauthorized application, Buyer shall indemnify and hold SMI and its officers, employees, subsidiaries, affiliates, and distributors harmless against all claims, costs, damages, and expenses, and reasonable attorney fees arising out of, directly or indirectly, any claim of personal injury or death associated with such unintended or unauthorized use, even if such claim alleges that SMI was negligent regarding the design or manufacture of the products.

SMI warrants goods of its manufacture as being free of defective materials and faulty workmanship. SMI standard product warranty applies unless agreed to otherwise by SMI in writing. Please refer to your order acknowledgement or contact SMI directly for specific warranty details. If warranted goods are returned to SMI during the period of coverage, SMI will repair or replace, at its option, without charge those items it finds defective. The foregoing is buyer's sole remedy and is in lieu of all warranties, expressed or implied, including those of merchantability and fitness for a particular purpose. In no event shall SMI be liable for consequential, special, or indirect damages.

While SMI may provide application assistance to aid its customers' design process, it is up to each customer to determine the suitability of the product for its specific application. The information supplied by SMI is believed to be accurate and reliable as of this printing. However, SMI assumes no responsibility for its use. SMI assumes no responsibility for any inaccuracies and/or errors in this publication and reserves the right to make changes to any products or specifications herein without further notice.

Silicon Microstructures, Inc.TM and the Silicon Microstructures, Inc. logo are trademarks of Silicon Microstructures, Inc. All other service or product names are the property of their respective owners.

© Silicon Microstructures, Inc. 2001-2013. All rights reserved.