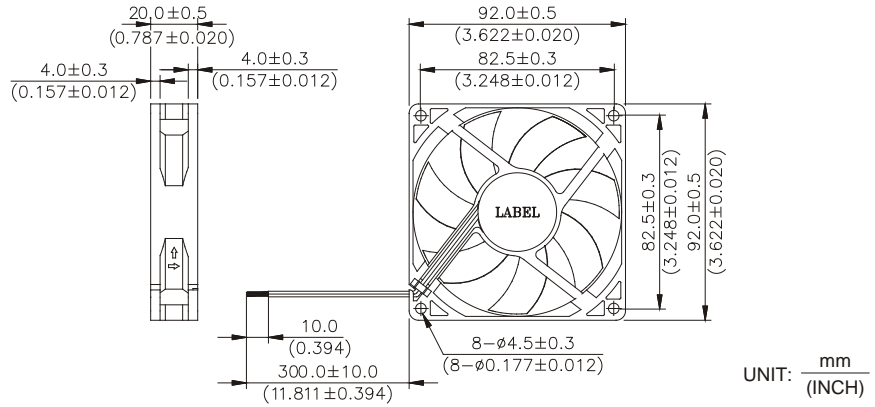


New



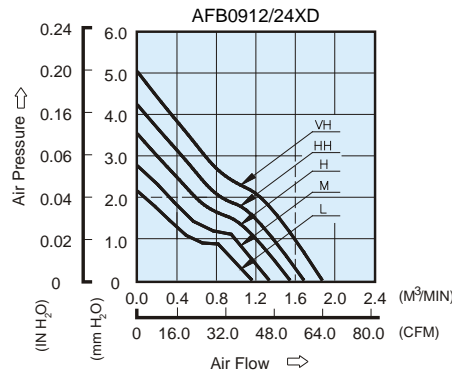
AFB 92 x 92 x 20 MM SERIES

DIMENSIONS DRAWING

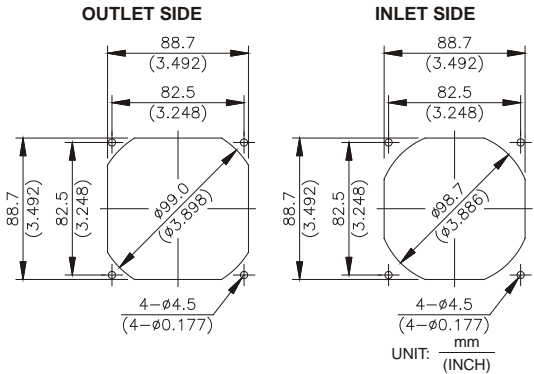


- * Bearing Type
Ball Bearings
- * Material
Impeller & Frame : Plastic (UL 94V-0)
- * Lead Wires :
UL 1061 AWG #24 Or Equivalent
Red Wire Positive (+)
Black Wire Negative (-)
- * Weight : 92g (3.24 oz)

P & Q CURVE (AT RATED VOLTAGE)



MOUNTING PANEL CUTOUT



MODEL		Rated Voltage	Operating Voltage Range	Rated Current	Rated Input Power	Speed	Maximum Air Flow		Maximum Air Pressure		Noise
PART NO.	FUNCTION	VDC	VDC	Amp	Watt	R.P.M.	m ³ /min	CFM	mmH ₂ O	IN H ₂ O	dB-A
AFB0912LD	-R00 / -F00	12	7.0 to 13.8	0.08	0.96	2100	1.161	41.00	2.13	0.084	28.5
AFB0924LD	-R00 / -F00	24	14.0 to 27.6	0.06	1.44						
AFB0912MD	-R00 / -F00	12	7.0 to 13.8	0.10	1.20	2400	1.335	47.14	2.74	0.108	32.0
AFB0924MD	-R00 / -F00	24	14.0 to 27.6	0.08	1.92						
AFB0912HD	-R00 / -F00	12	7.0 to 13.8	0.16	1.92	2700	1.546	54.60	3.51	0.138	35.0
AFB0924HD	-R00 / -F00	24	14.0 to 27.6	0.10	2.40						
AFB0912HHD	-R00 / -F00	12	7.0 to 13.8	0.24	2.88	3000	1.686	59.54	4.22	0.166	38.0
AFB0924HHD	-R00 / -F00	24	14.0 to 27.6	0.13	3.12						
AFB0912VHD	-R00 / -F00	12	7.0 to 13.8	0.28	3.36	3300	1.872	66.11	5.03	0.198	40.5
AFB0924VHD	-R00 / -F00	24	14.0 to 27.6	0.16	3.84						

* Function type is optional.
 * The max. air flow and the speed are measured in free air ; max. air pressure is measured at zero air flow.
 * Noise is measured in anechoic chamber in free air, one meter from intake side.
 * All readings are typical values at rated voltage.
 * Specifications are subject to change without notice.