SYMBOL DEFINITION		
A DIMENSION WITHOUT AN INSPECTION REPORT SYMBOL (□) DOES NOT REQUIRE INSPECTION. IT MAY BE CONTROLLED ON THE INDIVIDUAL COMPONENT DRAWING.	TOTAL NO OF INSPECTIONS REQUIRED	148
	LAST NO. USED	16

MISSING SYMBOLS
NO MISSING SYMBOL NUMBER

DWG STATUS				ZONE	REVISION HISTORY	AUTH	DR	APVD	APVD
DATE	SYS	REV	N/P	CHG				1	2
16SE04	R	01	-	-	WAS PE119649 AND RELEASED	255899	ES	ES	RN

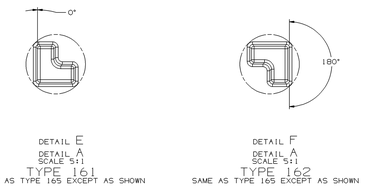

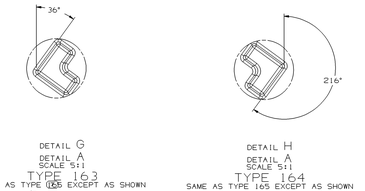

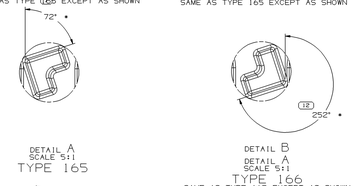

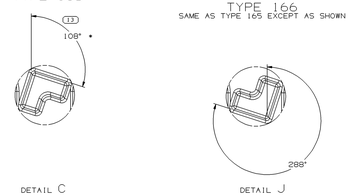

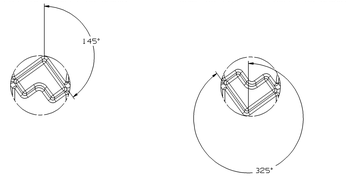

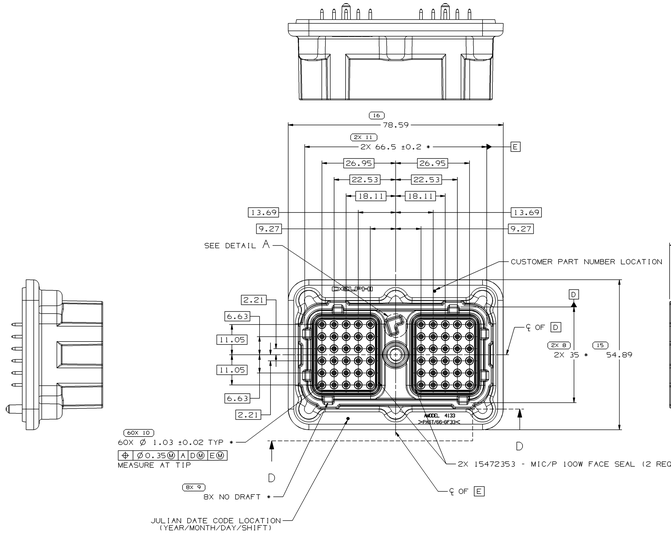

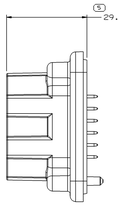

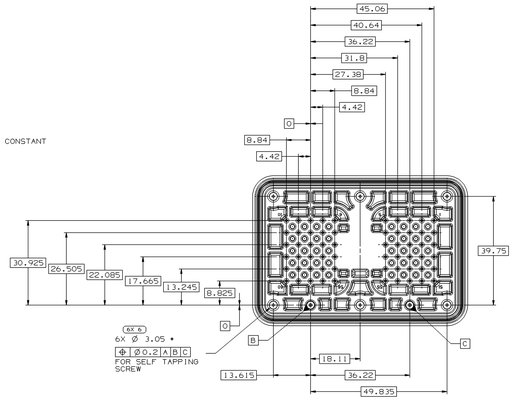

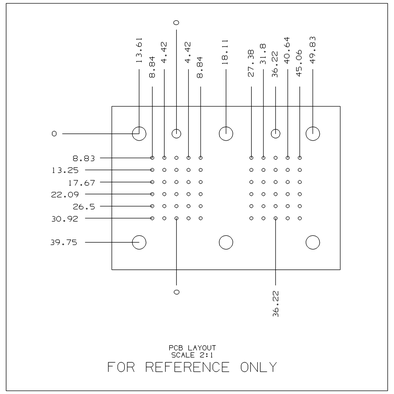

PCB LAYOUT
SCALE 2:1
FOR REFERENCE ONLY

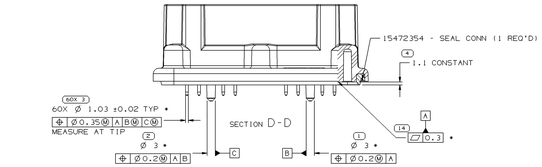

NOTES

1. UNLESS OTHERWISE SPECIFIED AND/OR INDICATED:
   DIMENSIONS ARE TO FACE OF VIEW SHOWN AND AUTOMATICALLY ROUNDED BY COMPUTER FOR INSPECTION (SEE MATH MODEL FOR PRECISE DIMENSIONS). FOR ALL OTHER DIMENSIONS NOT SHOWN BUT REQUIRED FOR TOOL BUILD, SEE MATH MODEL FOR PRECISE TOOL PATH DATA.
2. MATERIAL RECYCLING CODE PER ISO 11469. (2,3)X(0.1) RAISED CHARACTERS AS SHOWN TO BE LOCATED ON ANY EXTERIOR SURFACE. OPTIONAL CONSTRUCTION TO BE NO MATERIAL RECYCLING CODE.
3. MATING COMPONENTS OR EQUIVALENT:
   TAXI CONNECTOR ASSEMBLY 15472249
4. (1.5)X(0.1) RAISED DELPHI CORPORATE BRAND TO BE LOCATED ON ANY EXTERIOR SURFACE. PREFERABLY VISIBLE AT FINAL ASSEMBLY. OPTIONAL CONSTRUCTION TO BE "PED" OR NO LOGO.
5. HEADER ASSEMBLY TO BE SEALED TO X.X TO X.X PSI WITH ALLOWABLE LEAK RATE OF XX SCC/MIN. (15CC - 1CC AT ONE ATMOSPHERE)
6. THIS PART IS NOT CONTROLLED FOR AUTOMATIC FEEDING.
7. PARTS AS RECEIVED BY CUSTOMER TO BE CLEAN AND FREE OF CONTAMINANTS, OILS, SLIVERS. (PROCESS TO BE APPROVED BY CUSTOMER)
8. REFERENCE VPS NO. TBD.
9. ALL NON ASSEMBLY DIMENSIONS MARKED WITH "•" TO BE REFERENCED BACK TO PART DRAWING OF INDIVIDUAL PARTS.
10. SOLDER PROCESS TO BE RE-FLOW
11. CONNECTOR MUST CONFORM TO SOLDERABILITY TEST NO. 87M44799F95

PART NO	REV	N/P	INDEX KEY TYPE	CONNECTOR	MATING HARNESS CONNECTOR ASSEMBLY	CUSTOMER PART NO
15483242	01	-	170	15483235	15478359	09R44511X70
15483241	01	-	169	15483234	15472536	09R44511X69
15474840	01	-	168	15483233	15472535	09R44511X68
15474845	01	-	167	15474849	15472534	09R44511X67
15474844	01	-	166	15474848	15472533	09R44511X66
15474843	01	-	165	15474847	15472532	09R44511X65
15483239	01	-	164	15483232	15478358	09R44511X64
15483238	01	-	163	15483231	15478357	09R44511X63
15483237	01	-	162	15483230	15478356	09R44511X62
15483236	01	-	161	15483229	15478355	09R44511X61

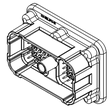

DWG TYPE	PART DRAWING
STYLE	
VOLUME (CM³)	SYSTEM CODE

UNLESS OTHERWISE SPECIFIED
THIS DOCUMENT IS IN ACCORDANCE WITH ASME Y14.5M-1994 UNLESS OTHERWISE SPECIFIED. DIMENSIONS AND TOLERANCING ASSUMED - (MP) - ALL GEOMETRIC TOLERANCES AND RELATED DATUMS APPLY AFTER FINISHED FORM IS ACHIEVED. ALL DIMENSIONS AND TOLERANCES APPLY TO DATUMS FIXED BY PROJECTION OF LOCATING TOLERANCES. ALL DIMENSIONS ARE TO BE MEASURED AT 20°C UNLESS REQUIRED OF DATUM REFERENCE. ALL SHOULDERS ARE SHARP, UNLESS OTHERWISE SPECIFIED.
ALL DIMENSIONS ARE IN MILLIMETERS.

(N/A) PROCESS SENSITIVE DIMENSION

DIMENSIONS ENCLOSED IN ( ) INDICATE REFERENCE DIMENSIONS AND NO TOLERANCE LIMITS ARE ESTABLISHED.

DIMENSIONAL RANGE (MM)										
FROM	0	6	30	120	315	1000	2000	4000	8000	12000
TO	6	30	120	315	1000	2000	4000	8000	12000	16000
TOLERANCE UNLESS OTHERWISE SPECIFIED										
±0.15	±0.2	±0.25	±0.3	±0.4	±0.5	±0.8	±1	±1.2		
ANGULAR TOLERANCE ±2°										

REFERENCE

THIRD ANGLE PROJECTION

DO NOT SCALE

USE MATH DATA

DELPHI

DELPHI PACKARD ELECTRIC SYSTEMS
WARREN, OH

		DATE
DR		
APVD1	E. SEIDEL	16SE04
APVD2	E. SEIDEL	16SE04
APVD3	B. NOBLE	17SE04
APVD4		
APVD5		
NOTE 1	SUBSTANCES OF CONCERN AND RECYCLED CONTENT PER DELPHI (DWF800)	
NOTE 2	SEE DRAWING	

DRAWING NAME
TAXI ASM CONN 60 M MIC/P 100W HEADER

DRAWING NUMBER
15472350

SIZE	SCALE	FRAME NO	SHEET NO	SYS	REV	N/P
A1x3	2:1	1 OF 2	1 OF 1	R	01	-

DRAWING NUMBER
15472350

SIZE	SCALE	FRAME NO	SHEET NO	SYS	REV	N/P
A1x3	2:1	2 OF 2	1 OF 1	R	01	-

T24S320