


Connectors and Cable Assemblies

Airpax stocks a selection of connectors and cable assemblies for your convenience. For ease of selection, the connectors and assemblies are divided into groups. Group "A" is designed for 2-wire items, Group "B" for 3-wire, Group "C" for 5-wire and Group "D" for 2-wire miniature sensors.

Complete cable assemblies include the connector and 10' of recommended wiring for use with Airpax equipment. All wiring is insulated, spirally wrapped in a tinned copper shield and jacketed in long-lasting PVC. Alternate cable length is available for special requests.



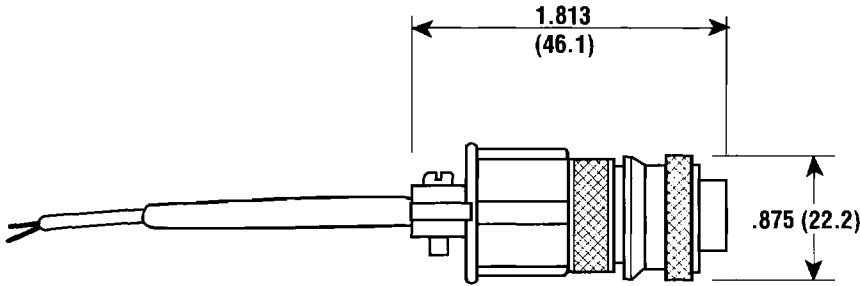
Group		Airpax P/N	Mil. Connect. No.	Max. Temp.	Cable Wiring
A	S	CN79860 -3100	MS3106A10SL-4S	225°F	Connector Only
	R	-3800	MS3108B10SL-4S	225°F	Connector Only
	S	-3000	MS3106A10SL-4S	360°F	Connector Only
	S	CA79860 -01-00	MS3106A10SL-4S	176°F	2 #22 Black & Red
	R	-17-00	MS3108B10SL-4S	176°F	2 #22 Black & Red
	S	-06-00	MS3106A10SL-4S	360°F	2 #20 Black & White
B	S	CN79860 -2600	MS3106A10SL-3S	225°F	Connector Only
	R	-3900	MS3108B10SL-3S	225°F	Connector Only
	S	CA79860 -18-00	MS3106A10SL-3S	140°F	3 #22 Red, Clear & Black
	R	-24-00	MS3108B10SL-3S	140°F	3 #22 Red, Clear & Black
C	S	CN79860 -2900	MS3107A10SL-5S	225°F	Connector Only
	S	CA79860 -22-00	MS3107A10SL-5S	140°F	5 #20 Red, Blue, Black, Clear & Green
D	S	CN79860 -4000	MS3126A8-2S	225°F	Connector Only
	S	CA79860 -10-00	MS3126A8-2S	176°F	2 #22 Black & Red

Standard cable assemblies include 10ft. of shielded cable. For other cable length contact your local distributor.

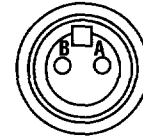
S = Straight Connector
R = Right Angle Connector

It is the customer's responsibility to determine whether the product is proper for customer's use and application.

Groups A & B (Straight)

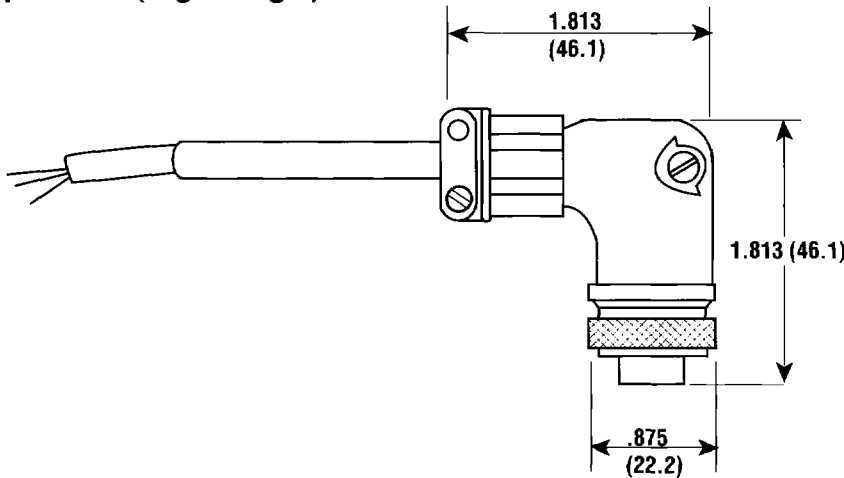


Group A Pins

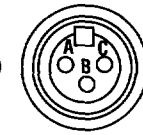


Group A
PIN A = Black
PIN B = Red

Groups A & B (Right Angle)

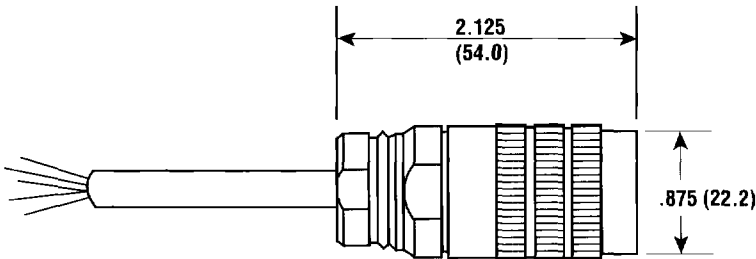


Group B Pins

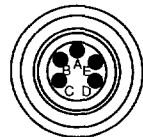


Group B
PIN A = Red
PIN B = Clear
PIN C = Black

Group C

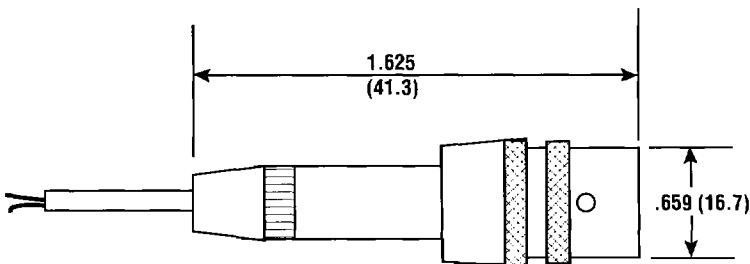


Group C Pins

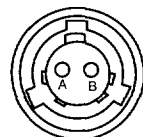


Group C
PIN A = Red
PIN B = Blue
PIN C = Black
PIN D = Clear
PIN E = Green

Group D



Group D Pins



Group D
PIN A = Black
PIN B = Red