



(1,27 mm) .050"

SFC-120-T2-L-D-A



SFC-110-T1-L-D-A



SFC-135-T2-L-D-A-K



SFC SERIES

COST SAVING RELIABLE SOCKET

SPECIFICATIONS

For complete specifications and recommended PCB layouts see www.samtec.com?SFC

Insulator Material: Black Liquid Crystal Polymer

Contact Material: Phosphor Bronze

Plating: Au or Sn over 50µ" (1,27 µm) Ni

Current Rating: 2.9 A per pin (1 pin powered per row)

Voltage Rating: 350 VAC mated with TFC

Operating Temp Range: -55°C to +125°C

Contact Resistance: 15 mΩ

Insertion Depth: (3,05 mm) .120" to (4,06 mm) .160"

Insertion Force: (Single contact only) 2.5 oz (0,69 N) avg.

Withdrawal Force: (Single contact only) 2.0 oz (0,56 N) avg.

Max Cycles: 10,000 with 30µ" (0,76 µm) Au

RoHS Compliant: Yes

Processing: Lead-Free Solderable: Yes

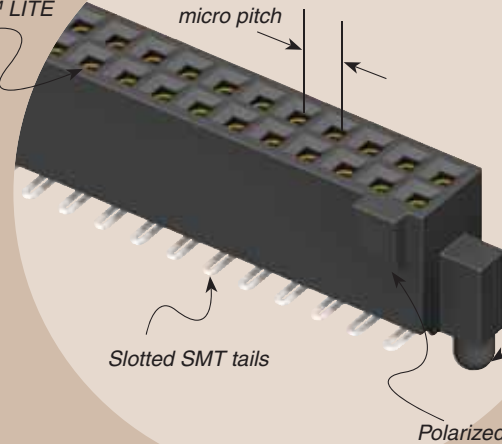
SMT Lead Coplanarity: (0,10 mm) .004" max (05-25) (0,15 mm) .006" max (30-50)

Mates with: TFC, TFSD, TFSDT

High reliability Tiger Eye™ LITE contacts



(1,27 mm x 1,27 mm) .050" x .050" micro pitch

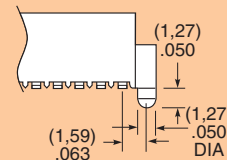
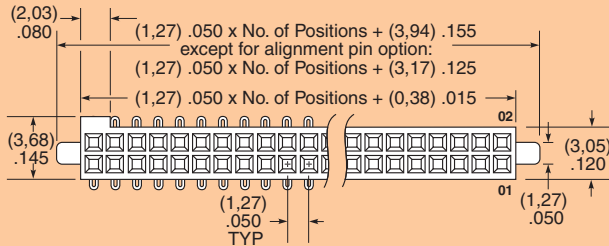


Alignment pin option

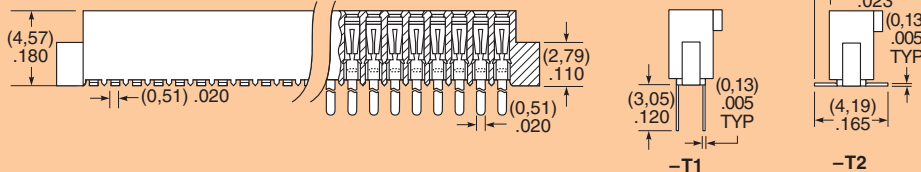
Slotted SMT tails

Polarized

SFC	1	NO. PINS PER ROW	LEAD STYLE	PLATING OPTION	D	OPTION
		05, 10, 15, 20, 25, 30, 35, 40, 45, 50 (Standard sizes)	-T1 = Through-hole Tiger Eye™ LITE -T2 = Surface Mount Tiger Eye™ LITE	-F = Gold flash on contact, Matte Tin on tail -L = 10µ" (0,25 µm) Gold on contact, Matte Tin on tail		-A = Alignment Pin -K = (4,00 mm) .157" DIA Polyimide film Pick & Place Pad -TR = Tape & Reel (-T2 only)



-A OPTION



-T1

-T2

RECOGNITIONS

For complete scope of recognitions see www.samtec.com/quality



ALSO AVAILABLE (MOQ Required)

- Other sizes
- Contact Samtec.

Note: Some sizes, styles and options are non-standard, non-returnable.

Due to technical progress, all designs, specifications and components are subject to change without notice.

WWW.SAMTEC.COM