

Features

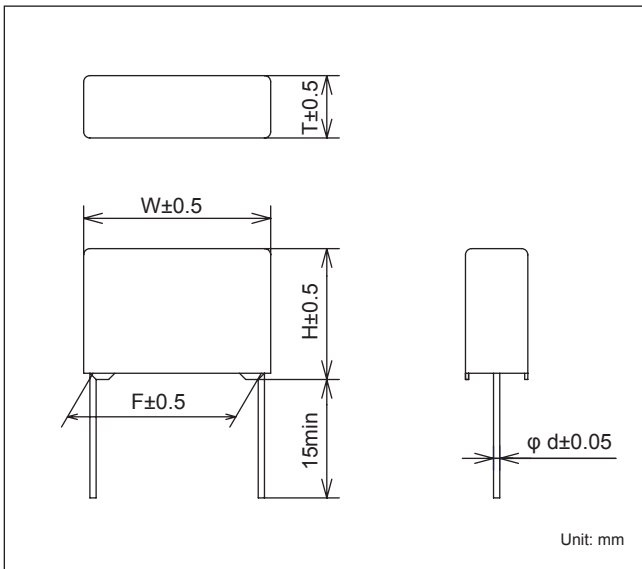
- 30% smaller size of HCE series.
- High withstand voltage (line to case) by resin case.

Applications

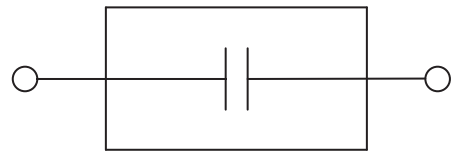
- Active filter circuit for electrical appliances. (PFC circuit)



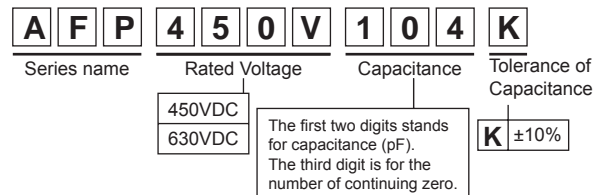
Dimensions



Circuit



Model numbering system

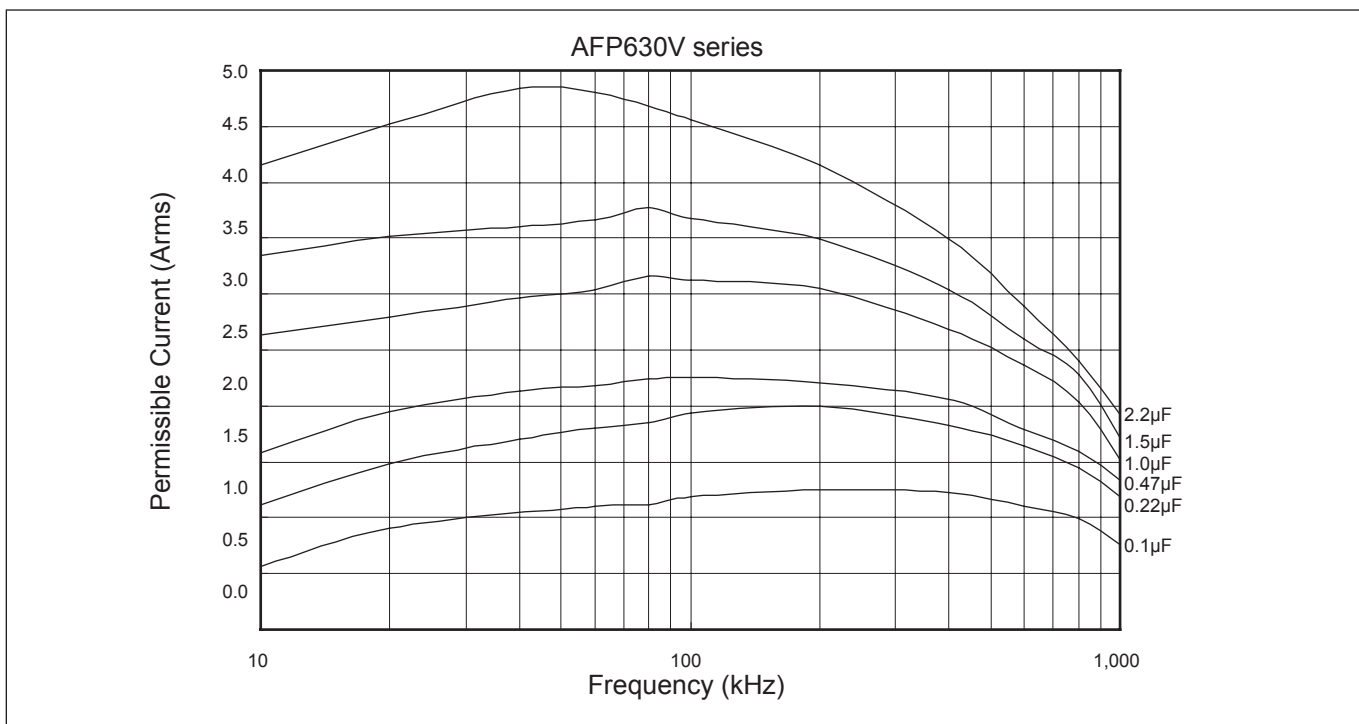
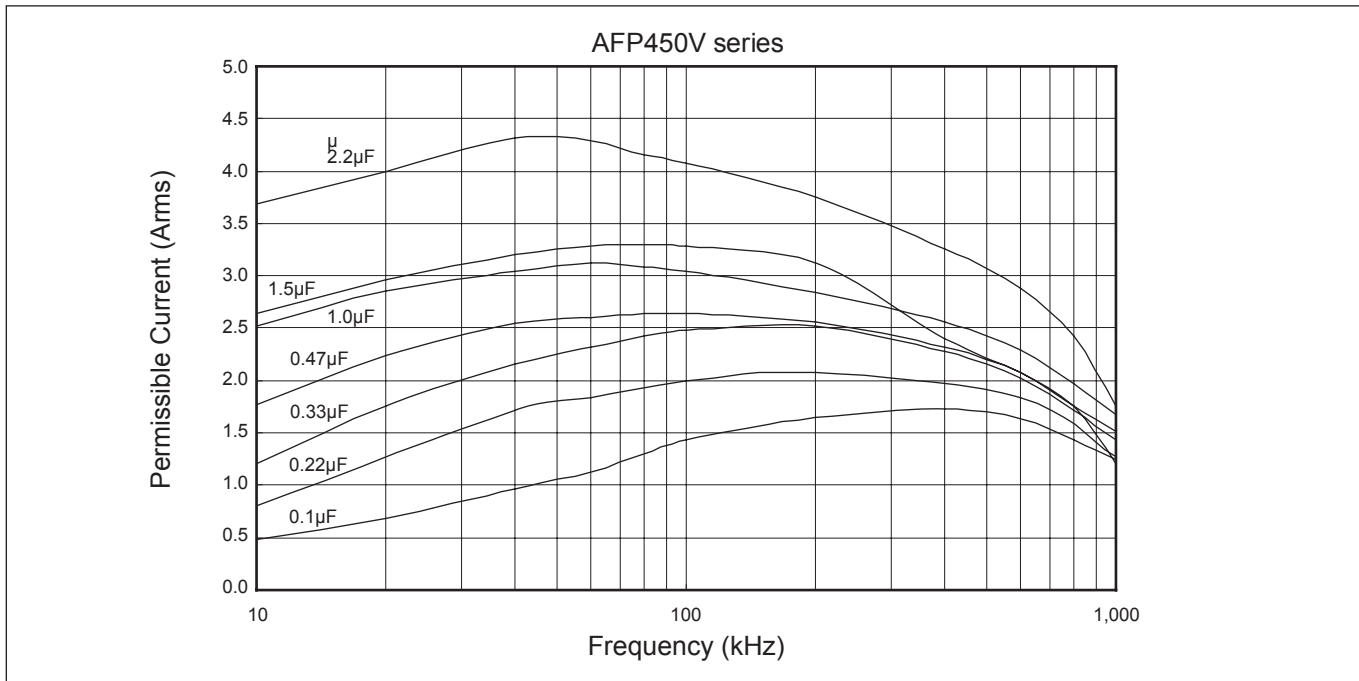


Electrical Specifications

Rated Voltage	Model Number	μF±10%	Dimensions (mm)					Dissipation Factor	Test Voltage	Insulation Resistance
			W	H	T	F	d			
450VDC	AFP450V104K	0.1	12.0	11.5	6.5	10.0	0.6	C≤1.0μF 0.001max. C>1.0μF 0.002max. (at 1k±100Hz)	Line to Line Rated Voltage ×1.75VDC (2~5sec)	C≤0.33μF 50,000MΩmin. C>0.33μF 20,000Ω·Fmin. (at 20°C100VDC)
	AFP450V154K	0.15	14.0	11.5	7.0	12.5	0.6			
	AFP450V224K	0.22	14.0	13.5	8.5	12.5	0.6			
	AFP450V334K	0.33	14.0	15.5	10.0	12.5	0.6			
	AFP450V474K	0.47	17.0	16.5	11.5	15.0	0.6			
	AFP450V684K	0.68	22.5	17.0	10.0	20.0	0.6			
	AFP450V105K	1.0	22.5	20.5	12.0	20.0	0.6			
	AFP450V155K	1.5	26.0	22.0	13.5	22.5	0.8			
630VDC	AFP630V104K	0.1	17.0	12.0	6.0	15.0	0.6			
	AFP630V154K	0.15	17.0	15.0	8.0	15.0	0.6			
	AFP630V224K	0.22	17.0	16.0	9.0	15.0	0.6			
	AFP630V334K	0.33	25.5	17.5	8.0	22.5	0.8			
	AFP630V474K	0.47	25.5	19.0	9.5	22.5	0.8			
	AFP630V684K	0.68	30.5	21.0	10.5	27.5	0.8			
	AFP630V105K	1.0	30.5	23.0	12.5	27.5	0.8			
	AFP630V155K	1.5	30.5	27.5	17.0	27.5	0.8			
AFP630V225K	2.2	30.5	30.5	20.5	27.5	0.8				

Operating Temperature: -55~+100°C

- Permissible current data (r.m.s. value)



PFC CAPACITORS