



WILLAS



NPN Digital Transistor

DTC143TUA

Features

- **Pb-Free package is available**
 - RoHS product for packing code suffix "G"
 - Halogen free product for packing code suffix "H"
- Epoxy meets UL 94 V-0 flammability rating
- Moisture Sensitivity Level 1
- Built-in bias resistors enable the configuration of an inverter circuit without connecting external input resistors (see equivalent circuit)
- The bias resistors consist of thin-film resistors with complete isolation to allow negative biasing of the input. They also have the advantage of almost completely eliminating parasitic effects
- Only the on/off conditions need to be set for operation, making device design easy

Absolute Maximum Ratings

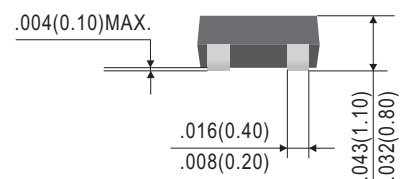
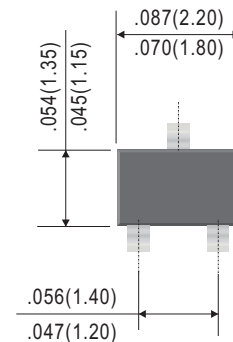
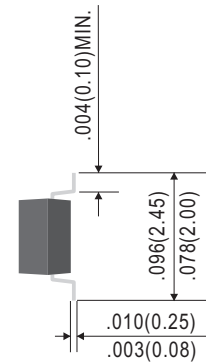
Parameter	Symbol	Value	Unit
Collector-Base Voltage	V_{CBO}	50	V
Collector-Emitter Voltage	V_{CEO}	50	V
Emitter-Base voltage	V_{EBO}	5	V
Collector Current-Continuous	I_C	100	mA
Collector Dissipation	P_C	200	mW
Junction Temperature	T_J	150	°C
Storage Temperature Range	T_{STG}	-55~150	°C

Electrical Characteristics

Sym	Parameter	Min	Typ	Max	Unit
$V_{(BR)CBO}$	Collector-Base Breakdown Voltage ($I_C=50\mu A, I_E=0$)	50	---	---	V
$V_{(BR)CEO}$	Collector-Emitter Breakdown Voltage ($I_C=1mA, I_B=0$)	50	---	---	V
$V_{(BR)EBO}$	Emitter-Base Breakdown Voltage ($I_E=50\mu A, I_C=0$)	5	---	---	V
I_{CBO}	Collector Cut-off Current ($V_{CB}=50V, I_E=0$)	---	---	0.5	μA
I_{EBO}	Emitter Cut-off Current ($V_{EB}=4V, I_C=0$)	---	---	0.5	μA
h_{FE}	DC Current Gain ($V_{CE}=5V, I_C=1mA$)	100	300	600	---
$V_{CE(sat)}$	Collector-Emitter Saturation Voltage ($I_C=5mA, I_B=0.25mA$)	---	---	0.3	V
R_1	Input resistance	3.29	4.7	6.11	K Ω
f_T	Transition Frequency ($V_{CE}=10V, I_E=5mA, f=100MHz$)	---	250	---	MHz

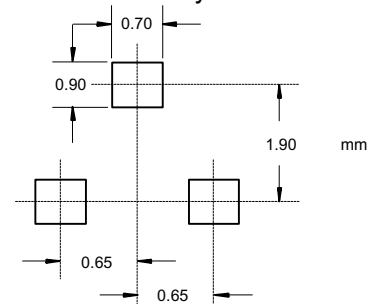
Marking: 03

SOT-323



Dimensions in inches and (millimeters)

Suggested Solder Pad Layout



Typical Characteristics

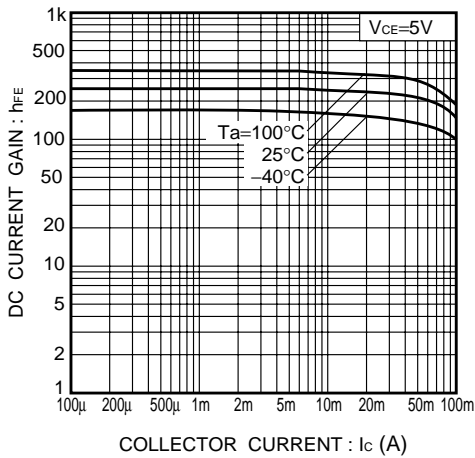


Fig.1 DC current gain vs. collector current

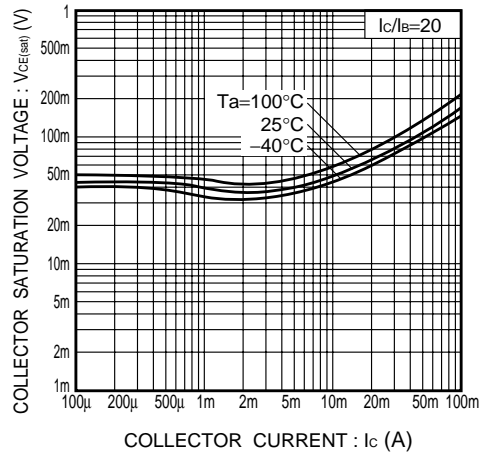


Fig.2 Collector-emitter saturation voltage vs. collector current

●Equivalent circuit

