



MMBD101TS

SURFACE MOUNT HIGH FREQUENCY SCHOTTKY DIODE

VOLTAGE

7.0 Volts

POWER

200mWatts

SOD-523

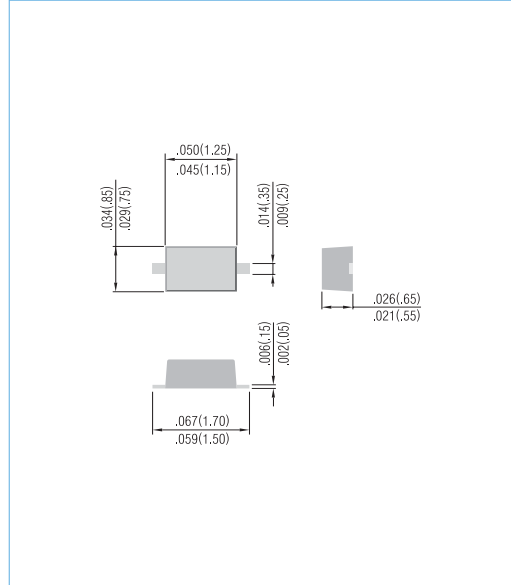
Unit: inch (mm)

FEATURES

- Low Capacitance, Minimizing Insertion Losses in VHF Applications
- Low Inductance, Small Lead-Length(SOD-523) Package
- Low V_F : 0.5V (Typ) at $I_F = 10\text{mA}$
- Extremely Fast Switching Speed
- In compliance with EU RoHS 2002/95/EC directives

MECHANICAL DATA

- Case: SOD-523 plastic case.
- Terminals : Solderable per MIL-STD-750,Method 2026
- Standard packaging: 8mm tape
- Weight: approximately 0.002gram



MAXIMUM RATINGS AND THERMAL CHARACTERISTICS

Parameter	Symbol	MMBD101TS	Units
Marking Code	-	10	-
Reverse Voltage	V_R	7	V
Forward Power Dissipation	P_F	200	mW
Thermal Resistance , Junction to Ambient (Note 1)	R_{GJA}	500	$^{\circ}\text{C}/\text{W}$
Junction Temperature Range	T_J	-55 to +125	$^{\circ}\text{C}$
Storage Temperature Range	T_{STG}	-55 to +150	$^{\circ}\text{C}$

NOTE:

1. FR-4 Board = 70 X 60 X 1mm.



MMBD101TS

ELECTRICAL CHARACTERISTICS ($T_J=25^\circ\text{C}$ unless otherwise noted)

Parameter	Symbol	Test Condition	Min.	Typ.	Max.	Units
Reverse Breakdown Voltage	$V_{(BR)}$	$I_R=10\mu\text{A}$	7.0	10	-	V
Reverse Leakage Current	I_R	$V_R=3.0\text{V}$	-	-	0.25	μA
Forward Voltage	V_F	$I_F=10\text{mA}$	-	-	0.6	V
Total Capacitance	C_J	$f=1.0\text{MHz}, V_R=0\text{V}$	-	0.88	1.0	pF

ELECTRICAL CHARACTERISTICS CURVES

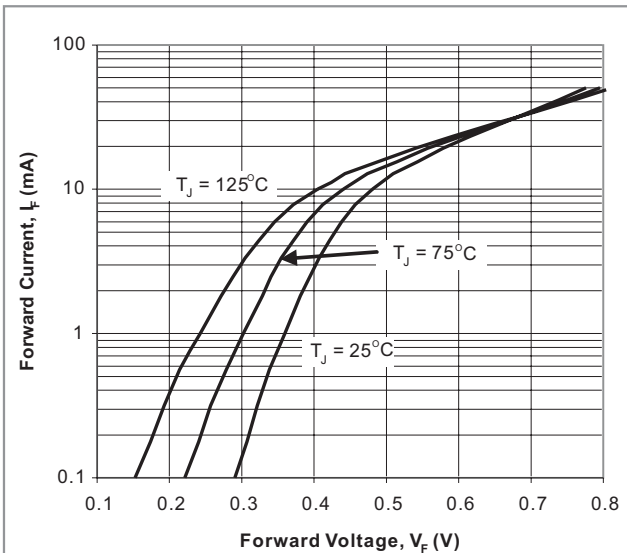


FIG. 1-TYPICAL FORWARD CHARACTERISTIC

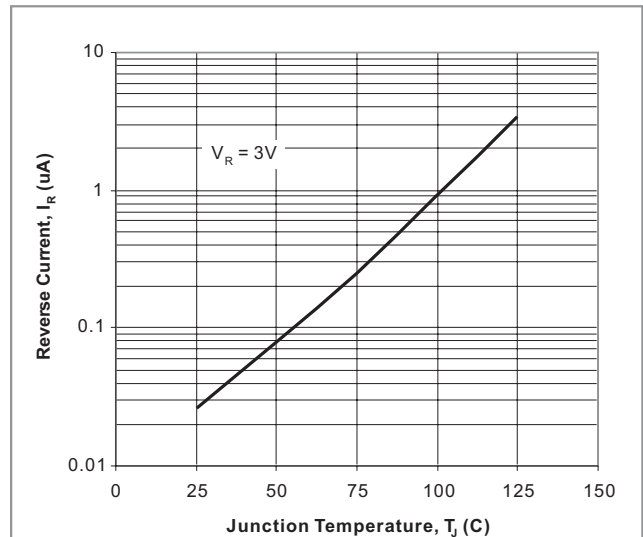


FIG. 2-TYPICAL REVERSE CHARACTERISTICS

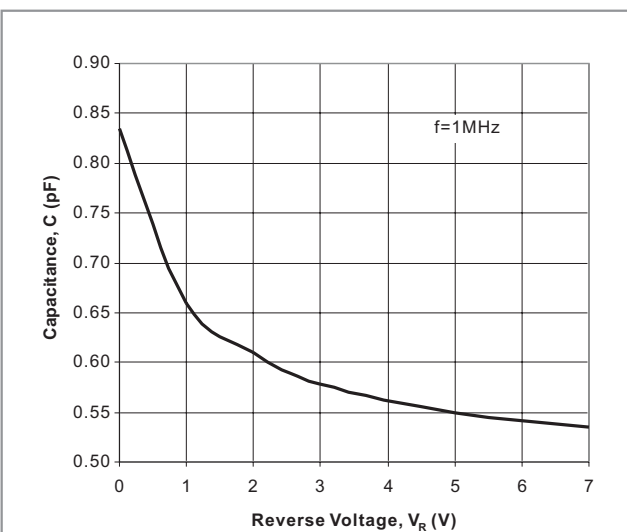


FIG. 3 TYPICAL TOTAL CAPACITANCE

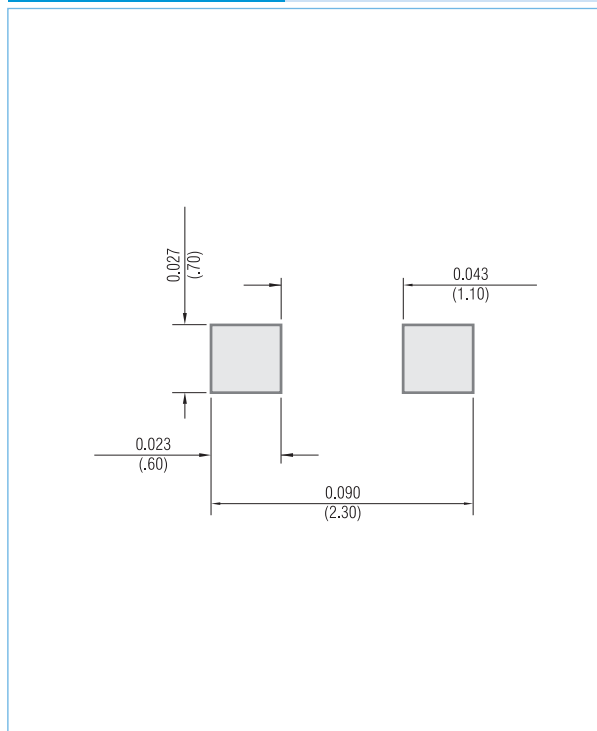


MMBD101TS

MOUNTING PAD LAYOUT

SOD-523

Unit: inch (mm)



ORDER INFORMATION

- Packing information
 - T/R - 12K per 13" plastic Reel
 - T/R - 5K per 7" plastic Reel

LEGAL STATEMENT

Copyright PanJit International, Inc 2009

The information presented in this document is believed to be accurate and reliable. The specifications and information herein are subject to change without notice. Pan Jit makes no warranty, representation or guarantee regarding the suitability of its products for any particular purpose. Pan Jit products are not authorized for use in life support devices or systems. Pan Jit does not convey any license under its patent rights or rights of others.