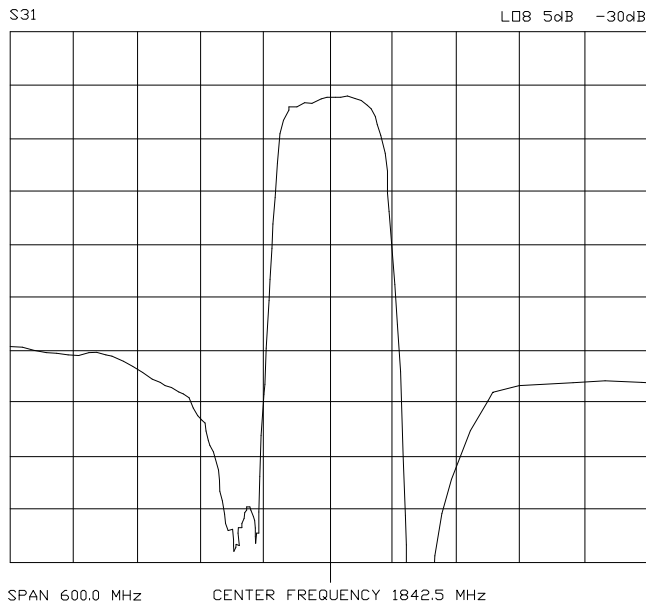


**DESCRIPTION**

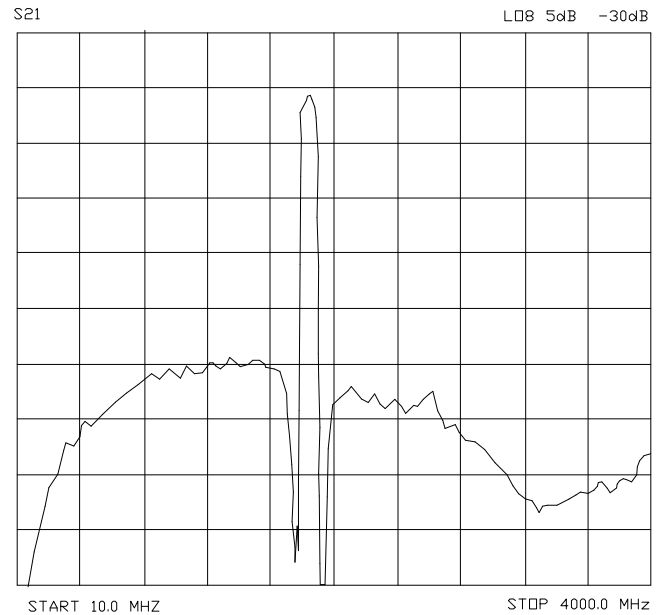
- 1842.5 MHz Mobil Communications SAW Filter
- 3 X 3 MM LCC Package.
- RoHS compliant.

**TYPICAL PERFORMANCE**

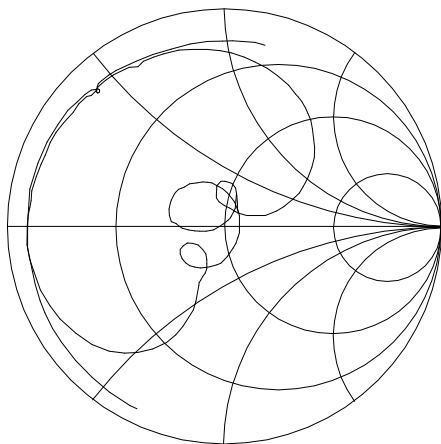
**S21 (1542.5-2142.5 MHz)**



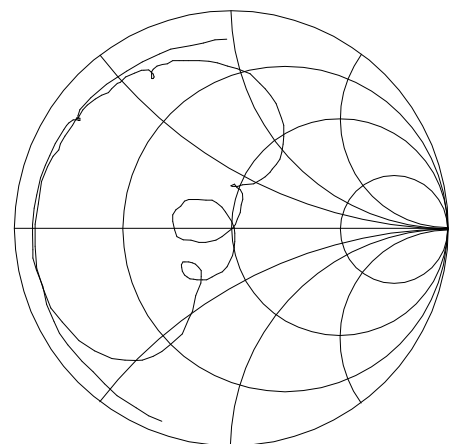
**S21 (100-4000 MHz)**



**S11 (1542.5-2142.5 MHz)**



**S22 (1542.5-2142.5 MHz)**



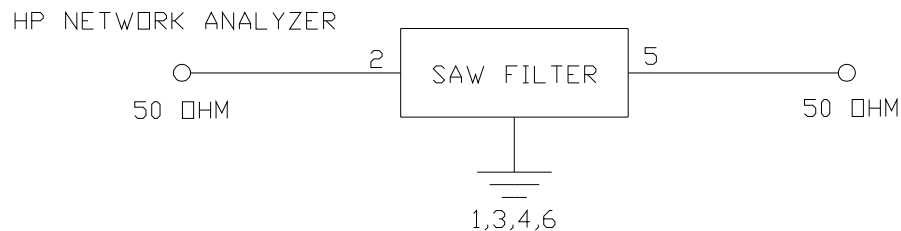
## SPECIFICATION

Parameter	Min	Typ	Max	Units
Center Frequency (Fc)		1842.5		MHz
Insertion Loss (1805 – 1880 MHz)	-	2.2	3.8	dB
Amplitude Ripple (1805 – 1880 MHz)	-	1.3	2.3	dB p-p
VSWR (1805 – 1880 MHz)	-	1.9	2.6	ns p-p
Attenuation (Reference level from 0 dB)				
(DC to 1500 MHz)	20.0	24.5		dB
(1600 to 1710 MHz)	22.0	25.0		dB
(1710 to 1785 MHz)	10.0	23.5		dB
(1920 to 3120 MHz)	25.0	28.0		dB
(3120 to 4000 MHz)	17.0	30.0	-	dB
Ambient Temperature	-	25	-	°C
System Source and Load Impedance	50			Ohm

## MAXIMUM RATINGS

Parameter	Min	Max	Units
Operating Temperature Range	-30	85	°C
Storage Temperature Range	-40	85	°C
Input Power Level	-	+13	dBm
DC voltage		0	V

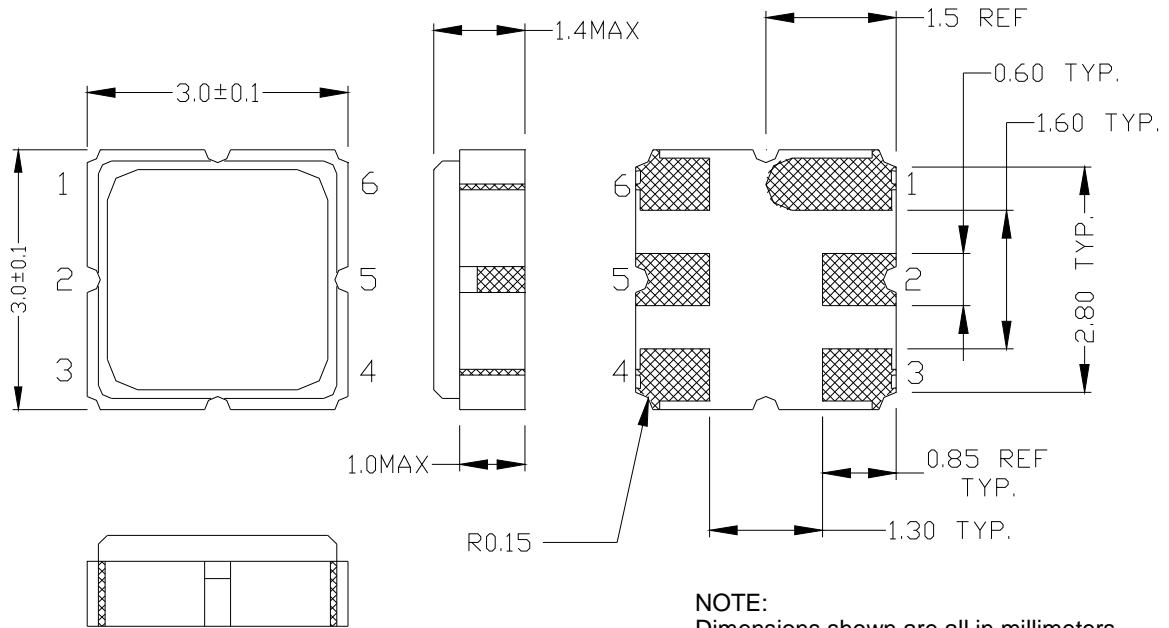
## MATCHING CIRCUIT



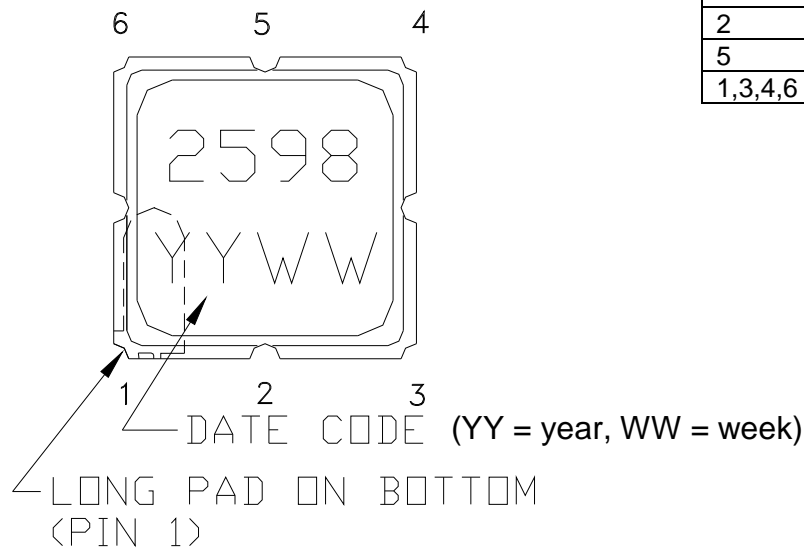
Notes:

- External matching components are not required.

**PACKAGE OUTLINE**



**MARKING**



PAD Configuration:	
2	Input
5	Output
1,3,4,6	Ground

ISO 9001  
Registered

All specifications are believed to be accurate and reliable. However, Spectrum Microwave reserves the right to make changes without notice.  
© 2010 All rights reserved.