
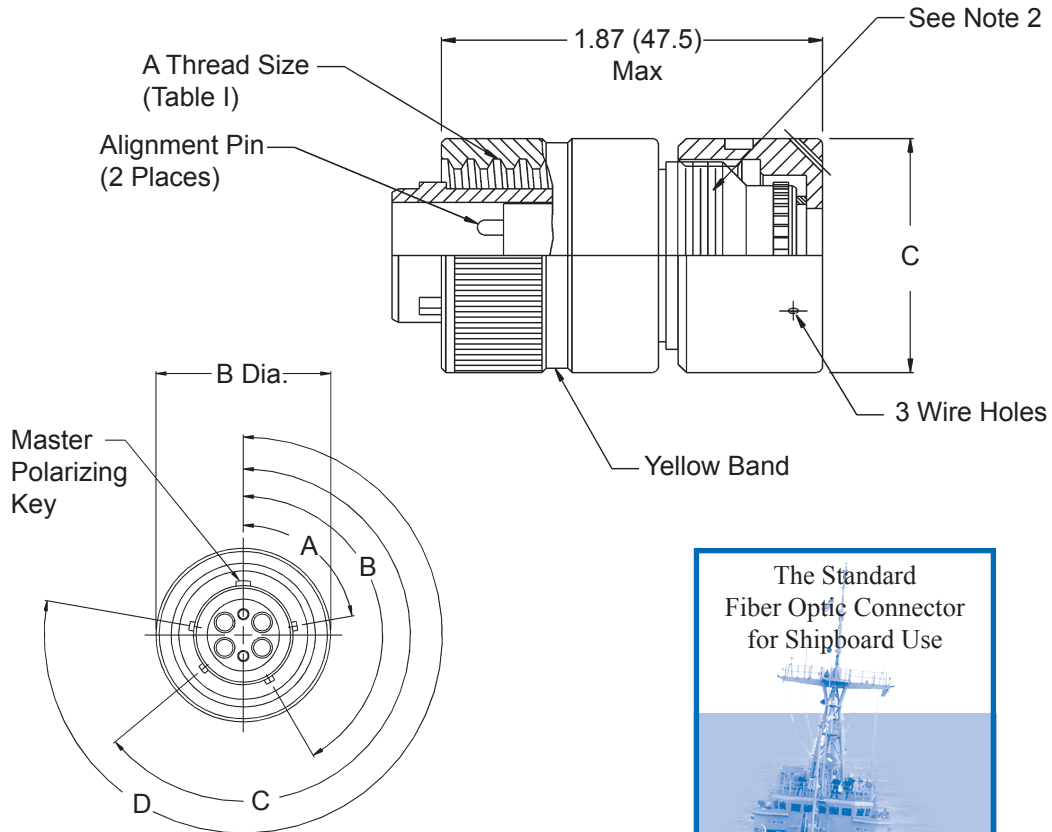
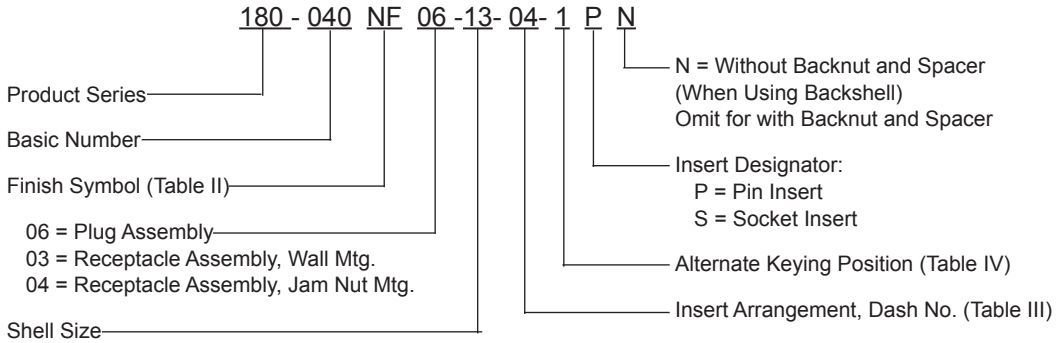


HOW TO ORDER:



180-040-06 Plug
MIL-C-28876 Type Fiber Optic Connector
 For use with MIL-T-29504/14 and /15 Termini



MIL-C-28876

TABLE I: SHELL SIZE

Shell Size	"A" Thread .IP- .2L-DS	B Dia Max	C Dia Max
11	.750	1.028 (26.1)	.960 (24.4)
13	.875	1.141 (29.0)	1.085 (27.6)
15	1.062	1.263 (32.1)	1.255 (31.9)

TABLE II: FINISH

Symbol	Finish Description
M	Electroless Nickel
NF	Cadmium/Olive Drab over Electroless Nickel (500 Hour Salt Spray)

TABLE III: INSERT ARRANGEMENT

Shell Size	Insert Arrangement Dash No.	Number of Terminus Cavities
11	02	2
13	04	4
15	06 or 08	6 or 8

TABLE IV: KEYING POSITION

Shell Size	Keying Position	A°	B°	C°	D°
11 and 13	1	95	141	208	236
	2	113	156	182	292
	3	90	145	195	252
	4	53	156	220	255
	5	119	146	176	298
	6	51	141	184	242
15	1	80	142	196	293
	2	135	170	200	310
	3	49	169	200	244
	4	66	140	200	257
	5	62	145	180	280
	6	79	153	197	272

NOTES:

1. Metric dimensions (mm) are in parentheses and are for reference only.
2. Backnut retained with thread locking compound.