


MPKA SERIES

UPGRADE

◆FEATURES

- Small and light
- Across-the-line
- RoHS compliance.

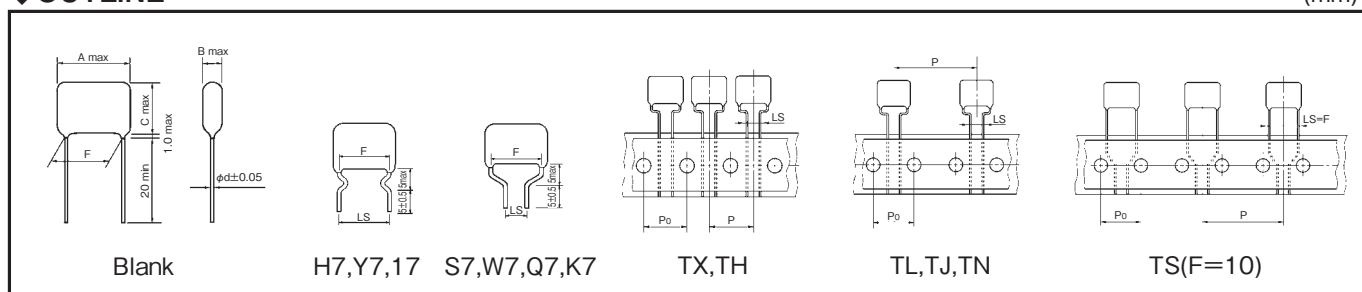


◆SPECIFICATIONS

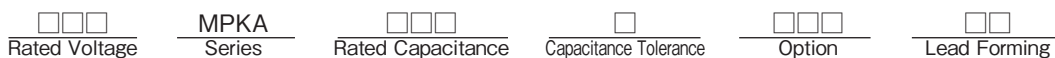
Category Temperature Range	-40°C~+85°C
Rated Voltage (U _R)	275VAC
Capacitance Tolerance	±10%(K)
tanδ	0.001max at 1kHz
Voltage Proof	U _R ×230% 60s
Insulation Resistance	2000MΩ min
Reference Standard	JIS C 5101-1

◆OUTLINE

(mm)



◆PART NUMBER



◆ STANDARD SIZE

□ : Capacitance Tolerance ** : Lead Forming

Rated Voltage	Cap(μF)	Dimensions (mm)						Typical Packaging Quantity (pcs)								Part No.
								Long Lead type		Taping Ammo Pack Type - Style						
		A	B	C	F±1.0	LS±0.5	d	Bag	Carton	TC	TX, TH	TL, TJ	TN	TS		
275 VAC	0.01	13.0	6.0	11.5	10.0	5.0/7.5/10.0	0.6	200	4,000	-	1,000	500	-	1,000	275MPKA103□**	
	0.012	13.0	6.5	12.0	10.0	5.0/7.5/10.0	0.6	200	3,000	-	500	500	-	500	275MPKA123□**	
	0.015	13.0	7.0	12.5	10.0	5.0/7.5/10.0	0.6	100	3,000	-	500	500	-	500	275MPKA153□**	
	0.018	13.0	7.5	13.0	10.0	5.0/7.5/10.0	0.6	100	2,000	-	500	400	-	500	275MPKA183□**	
	0.022	13.0	6.5	12.0	10.0	5.0/7.5/10.0	0.6	100	3,000	-	500	500	-	500	275MPKA223□**	
	0.027	13.0	7.0	12.5	10.0	5.0/7.5/10.0	0.6	100	3,000	-	500	500	-	500	275MPKA273□**	
	0.033	13.0	7.5	13.0	10.0	5.0/7.5/10.0	0.6	100	2,000	-	500	400	-	500	275MPKA333□**	
	0.039	13.0	8.0	13.5	10.0	5.0/7.5/10.0	0.6	100	2,000	-	500	400	-	500	275MPKA393□**	
	0.047	13.0	8.5	14.0	10.0	5.0/7.5/10.0	0.6	100	2,000	-	500	400	-	500	275MPKA473□**	
	0.056	13.0	6.5	12.0	10.0	5.0/7.5/10.0	0.6	100	3,000	-	500	500	-	500	275MPKA563□**	
	0.068	13.0	7.0	12.5	10.0	5.0/7.5/10.0	0.6	100	3,000	-	500	500	-	500	275MPKA683□**	
	0.082	13.0	7.5	13.0	10.0	5.0/7.5/10.0	0.6	100	2,000	-	500	400	-	500	275MPKA823□**	
	0.1	13.0	8.0	13.0	10.0	5.0/7.5/10.0	0.6	100	2,000	-	500	400	-	500	275MPKA104□**	
	0.12	18.0	6.0	12.0	15.0	5.0/7.5/10.0/15.0	0.6	100	2,000	-	-	500	500	-	275MPKA124□**	
	0.15	18.0	6.5	12.5	15.0	5.0/7.5/10.0/15.0	0.6	100	2,000	-	-	500	400	-	275MPKA154□**	
	0.18	18.0	6.5	12.0	15.0	5.0/7.5/10.0/15.0	0.6	100	2,000	-	-	500	400	-	275MPKA184□**	
	0.22	18.0	7.5	13.0	15.0	5.0/7.5/10.0/15.0	0.6	100	2,000	-	-	500	400	-	275MPKA224□**	
	0.27	18.0	7.5	13.0	15.0	5.0/7.5/10.0/15.0	0.6	100	2,000	-	-	400	400	-	275MPKA274□**	
	0.33	18.0	8.0	13.5	15.0	5.0/7.5/10.0/15.0	0.8	100	1,000	-	-	400	300	-	275MPKA334□**	
	0.39	18.0	9.0	15.0	15.0	5.0/7.5/10.0/15.0	0.8	100	1,000	-	-	400	300	-	275MPKA394□**	
0.47	18.0	9.5	15.5	15.0	5.0/7.5/10.0/15.0	0.8	100	1,000	-	-	300	300	-	275MPKA474□**		
0.56	18.0	9.5	17.0	15.0	5.0/7.5/10.0/15.0	0.8	200	1,000	-	-	300	300	-	275MPKA564□**		
0.68	18.0	10.5	18.5	15.0	5.0/7.5/10.0/15.0	0.8	200	1,000	-	-	300	-	-	275MPKA684□**		
0.82	25.0	9.0	16.5	22.5	15.0/22.5	0.8	200	1,000	-	-	-	-	-	275MPKA824□**		
1	25.0	10.0	17.5	22.5	15.0/22.5	0.8	200	1,000	-	-	-	-	-	275MPKA105□**		

Note) 1. Operating circuit (Fig.1, Fig.2)

2. When operating capacitor for noise suppression, voltage of pulse applied to the capacitor shall be within value specified in Table 1.

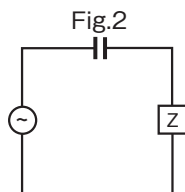
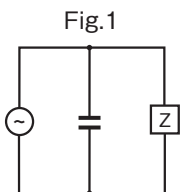


Table 1

Rated Voltage	Pulse Voltage
275VAC	630Vo-p