



PJEC5V0V3FN2

Very Low Capacitance TVS/ESD Protection

V_{RWM}

5 V

Features

- Bidirectional ESD protection of one line
- IEC61000-4-2(ESD): ±15kV Air, ±8kV Contact Compliance
- IEC61000-4-4(EFT): 20A(5/50nS)
- IEC61000-4-5(Lightning): 2A(8/20μS)
- Low leakage current, maximum of 0.5μA at rated voltage
- Lead free in compliance with EU RoHS 2011/65/EU directive.
- Green molding compound as per IEC61249 Std.
(Halogen Free)

Mechanical Data

- Case: DFN 2L, Plastic
- Terminals: Solderable per MIL-STD-750, Method 2026
- Approx. Weight: 0.00004 ounces, 0.0011 grams
- Marking: 5B

Applications

- Mobile Phones and accessories
- Desktops, Servers and Notebook
- Hand held portable
- Digital Cameras
- Computer Interfaces Protection
- Serial and Parallel Ports Protection
- Control Signal Lines Protection

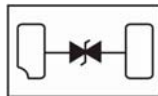
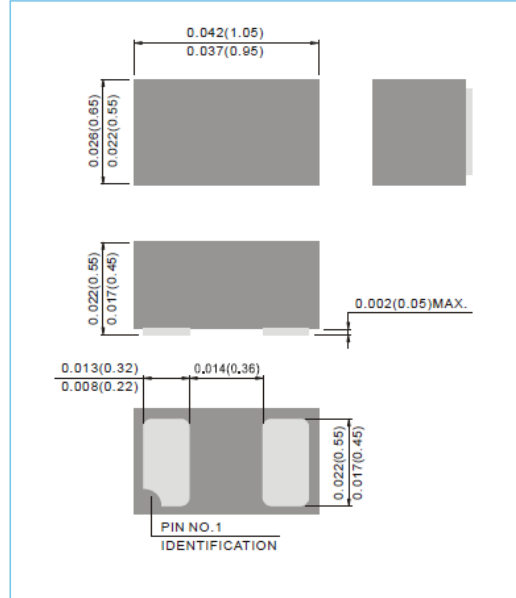


Fig.166(Top View)

DFN 2L Unit : inch(mm)



Maximum Ratings (T_A=25°C unless otherwise noted)

PARAMETER	SYMBOL	LIMIT	UNITS
ESD IEC61000-4-2(Air)	V _{ESD}	±15	kV
ESD IEC61000-4-2(Contact)		±8	
Operating Junction Temperature	T _J	-55 to +125	°C
Storage Temperature Range	T _{STG}	-55 to +150	°C



PJEC5V0V3FN2

Electrical Characteristics ($T_A=25^{\circ}\text{C}$ unless otherwise noted)

PARAMETER	SYMBOL	TEST CONDITION	MIN.	TYP.	MAX.	UNITS
Reverse Stand-Off Voltage	V_{RWM}	-	-	-	5	V
Reverse Breakdown Voltage	V_{BR}	$I_{BR}=1\text{mA}$	5.5	-	10	V
Reverse leakage current	I_R	$V_R=5\text{V}$	-	-	0.5	μA
Clamping Voltage	V_{CL}	$I_{PP}=1\text{A}, t_p=8/20\mu\text{s}$			12	V
		$I_{PP}=2\text{A}, t_p=8/20\mu\text{s}$	-	-	15	
Clamping Voltage TLP ^(Note 1)	V_{CL}	$I_{PP}=4\text{A}, t_p=100\text{ns}$	-	9.5	-	V
		$I_{PP}=8\text{A}, t_p=100\text{ns}$	-	11.5	-	
Dynamic Resistance ^(Note 1)	R_{DYN}	$t_p=100\text{ns}$	-	0.5	-	Ω
Off State Junction Capacitance	C_J	0Vdc Bias $f=1\text{MHz}$	-	-	3.5	pF

NOTES :

1. Testing using Transmission Line Pulse (TLP) conditions: $Z_0 = 50\Omega$, $t_p = 100\text{ ns}$.



PJEC5V0V3FN2

TYPICAL CHARACTERISTIC CURVES

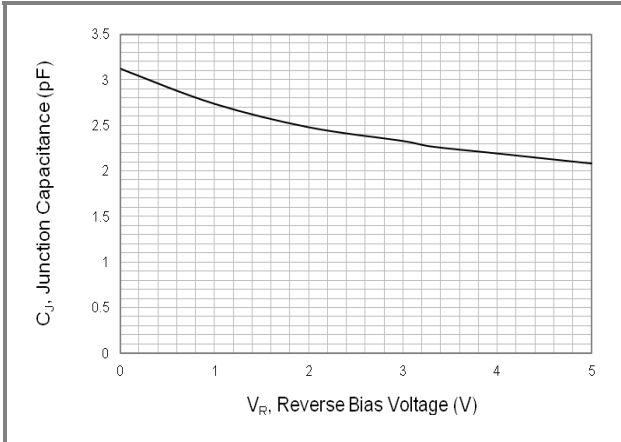


Fig.1 Typical Junction Capacitance

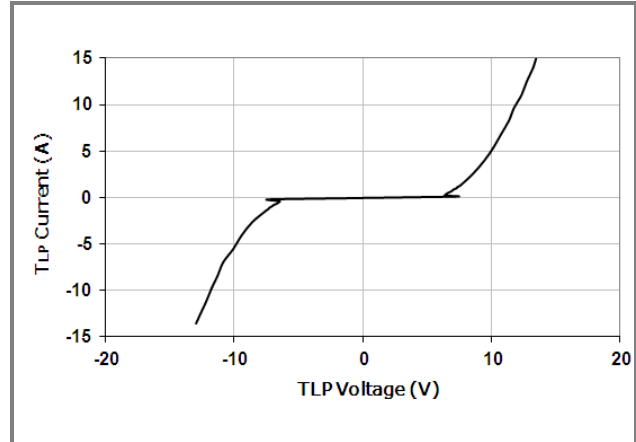


Fig2 Transmission Line Pulsing (TLP) Measurement

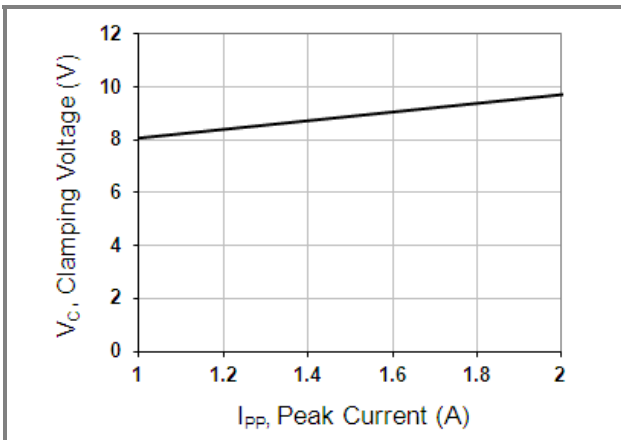


Fig.3 Typical Peak Clamping Voltage(8/20 μ s)

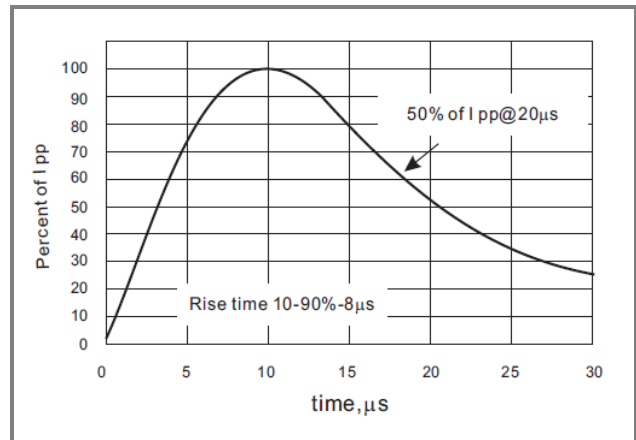


Fig.4 8/20 μ s Pulse Waveform

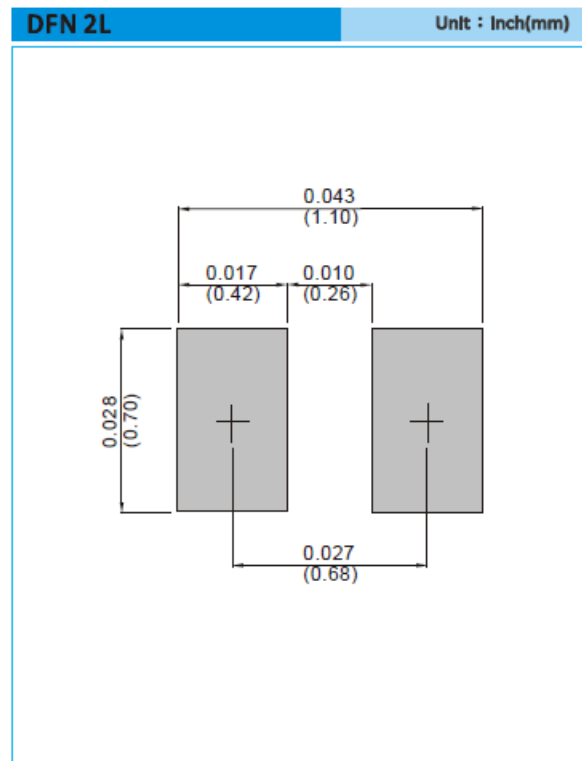


PJEC5V0V3FN2

PART NO PACKING CODE VERSION

Part No Packing Code	Package Type	Packing type	Marking	Version
PJEC5V0V3FN2_R1_00001	DFN 2L	8K pcs / 7" reel	5B	Halogen free

MOUNTING PAD LAYOUT





PJEC5V0V3FN2

Disclaimer

- Reproducing and modifying information of the document is prohibited without permission from Panjit International Inc..
- Panjit International Inc. reserves the rights to make changes of the content herein the document anytime without notification. Please refer to our website for the latest document.
- Panjit International Inc. disclaims any and all liability arising out of the application or use of any product including damages incidentally and consequentially occurred.
- Panjit International Inc. does not assume any and all implied warranties, including warranties of fitness for particular purpose, non-infringement and merchantability.
- Applications shown on the herein document are examples of standard use and operation. Customers are responsible in comprehending the suitable use in particular applications. Panjit International Inc. makes no representation or warranty that such applications will be suitable for the specified use without further testing or modification.
- The products shown herein are not designed and authorized for equipments requiring high level of reliability or relating to human life and for any applications concerning life-saving or life-sustaining, such as medical instruments, transportation equipment, aerospace machinery et cetera. Customers using or selling these products for use in such applications do so at their own risk and agree to fully indemnify Panjit International Inc. for any damages resulting from such improper use or sale.
- Since Panjit uses lot number as the tracking base, please provide the lot number for tracking when complaining.