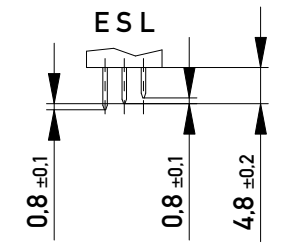
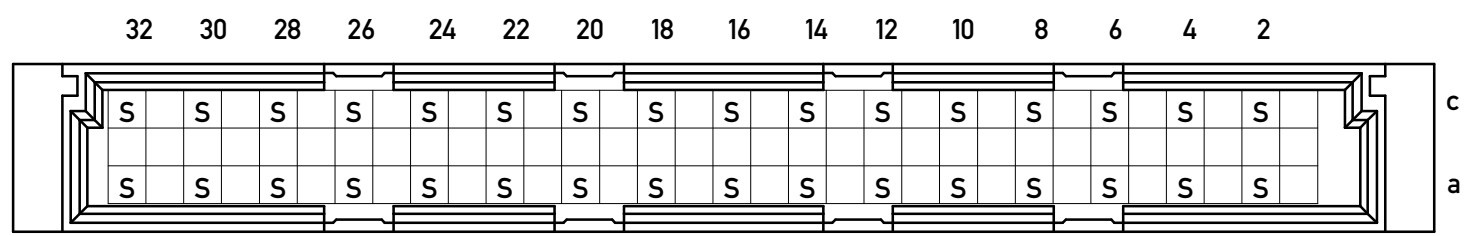


Stecklänge / mating length



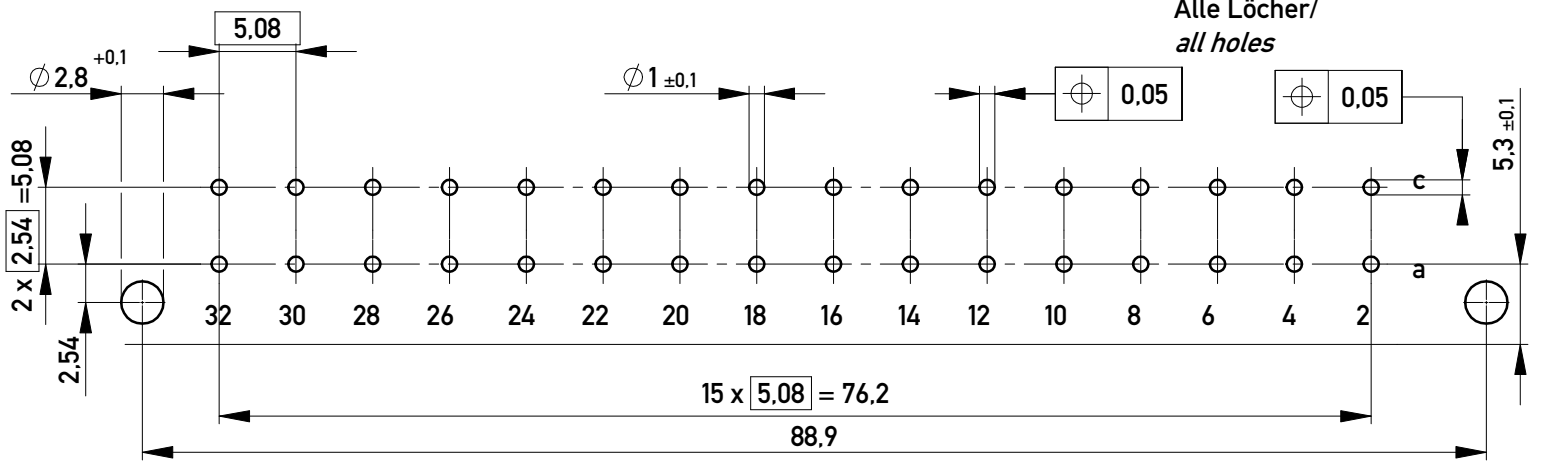
E = early mate, late break / voreilend
 S = standard
 L = late mate, early break / nacheilend

Bestückungsplan / contact layout



Steckseite AC / Anschlussseite AC / contact side AC / terminal Side AC
 Lötanschluss 0,6 x 0,6 / solder terminal 0,6 x 0,6
 Isolierwerkstoff / housing material : PBT GF 30
 Bauart 4 / Type 4
 Anforderungsstufe 2 = 400 Steckzyklen / performance class 2 = 400 mating cycles
 Fehlende Maße und Angaben gemäss IEC 60603-2 / DIN EN 60603-2
 Missing information and dimensions according to IEC 60603-2

Leiterplatten-Lochbild / PCB drillhole pattern



| | | | | |
|--|---|--------------|--|--------------|
| Information: All rights reserved. Only for Information. To ensure that this is the latest version of this drawing, please contact one of the ERNI companies before using. | Tolerances All Dimensions in mm | Scale | 2:1 | |
| | | Designation | Messerleiste D32 Löt Male con. D32 solder | |
| Copyright by ERNI GmbH Proprietary notice pursuant to ISO 16016 to be observed. | Subject to modification without prior notice. Drawing will not be updated. | www.ERNI.com | | 100600760003 |
| | | Index | Date | Class |
| | | | | K A3 |