

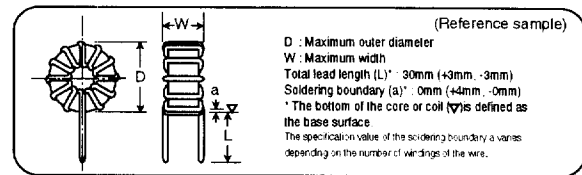


AMORPHOUS CHOKE COIL

AM Series


◆ MAJOR USES

- For harmonic counter-measure active filter
- For normal mode line filter



◆ FEATURES

- Excellent d.c. current pre-loadability characteristics
- Reduction of core loss in comparison with the conventional CM-series coils, providing low temperature rises for uses at power of 100V or larger
- Excellent temperature stability



◆ GENERAL SPECIFICATION

P/N	Rated current Arms	Peak current A	Inductance (100kHz)		D.C.R. mΩ (max)	Winding *2 mmφ×lines-turns	Outside dimension	
			O[A]*1 μH	Rating μH			D mm	W mm
○ AM02202J7H	2	2.8	2400	2000	350	0.7×1p - 155T	33.0	19.0
○ AM03901J7H	3	4.2	1100	900	140	0.9×1p - 102T	33.0	19.5
○ AM03152J8H	3	4.2	2000	1500	230	0.85×1p - 116T	34.0	26.0
○ AM04801J8H	4	5.7	1100	800	150	0.9×1p - 84T	32.5	25.5
○ AM05501J8H	5	7.1	600	500	80	1.1×1p - 65T	33.0	28.0
○ AM04102JRH	4	5.7	1200	1000	160	1.0×1p - 100T	40.5	26.5
○ AM05751JRH	5	7.1	890	750	110	1.1×1p - 85T	40.5	27.0
○ AM05901JAH	5	7.1	1000	900	115	1.1×1p - 81T	40.5	32.0
○ AM06651JAH	6	8.5	740	650	87	1.2×1p - 69T	41.0	32.5
● AM05122JBH	5	7.1	1500	1200	140	1.1×1p - 92T	45.5	31.5
● AM06801JBH	6	8.5	970	800	94	1.2×1p - 75T	45.0	30.5
● AM08501JBH	8	11.3	600	500	53	1.0×2p - 59T	46.5	32.0
● AM08801JCH	8	11.3	1000	800	73	1.0×2p - 72T	56.0	33.5
● AM10501JCH	10	14.1	600	500	45	1.1×2p - 56T	54.5	32.5
● AM12351JCH	12	17.0	420	350	33	1.2×2p - 47T	55.0	32.0
● AM10651JKH	10	14.1	840	650	53	1.1×2p - 61T	56.0	38.0
● AM12451JKH	12	17.0	590	450	41	1.2×2p - 51T	55.5	38.0
● AM15301JKH	15	21.2	380	300	26	1.1×3p - 41T	55.5	38.0
○ AM12701JLH	12	17.0	860	700	53	1.2×2p - 61T	72.5	39.0
○ AM15451JLH	15	21.2	550	450	35	1.1×3p - 49T	72.0	40.0
○ AM20251JLH	20	28.3	310	250	20	1.1×4p - 37T	72.5	39.0

*1 The inductance at current 0 [A] indicates the reference value.

*2 The number of turns indicates the reference value. The specification of the inductance takes precedence over that of the number of turns.

The coils of the lying type are also provided for all the items listed in the table above. For a coil of the type, symbol I should be added to the end of the part number shown in the table (e.g. AM05901JAI).

The coils of the pedestal attachment type are also provided for the items with symbol ● in the table above. For a coil of the type, symbol J should be added to the end of the part number shown in the table (e.g. AM05901JAJ).

The items preceded by symbol ○ include two types, or the depth type with pedestal and the bed type with pedestal. To order the item of the depth or bed type, add J or B at the end of the item of the item name respectively,

as shown in the examples below:(AM05122JBH for the depth type with pedestal) (AM05901JAB for the bed type with pedestal)

*Order the auxiliary pins separately if they are required for the pedestal.

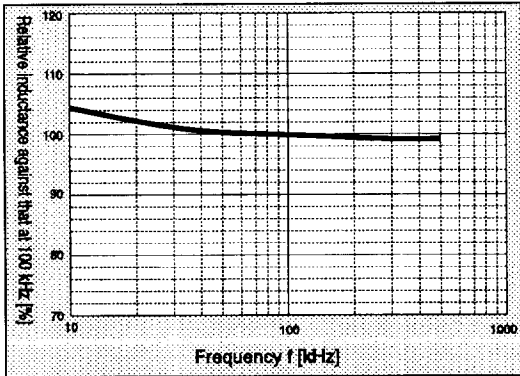


AMORPHOUS CHOKE COIL



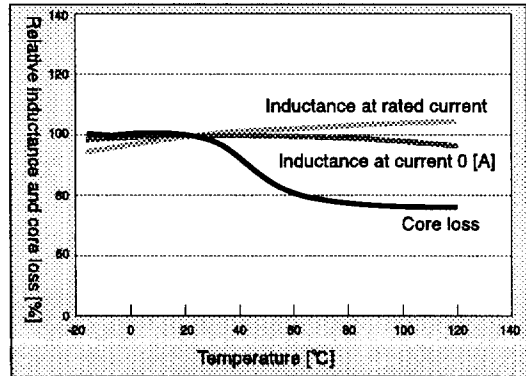
◆ Inductance-Frequency

● AM choke



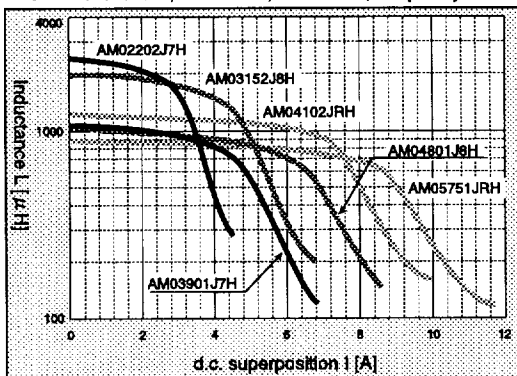
◆ Temperature dependence

● Frequency : 100 kHz, AM choke



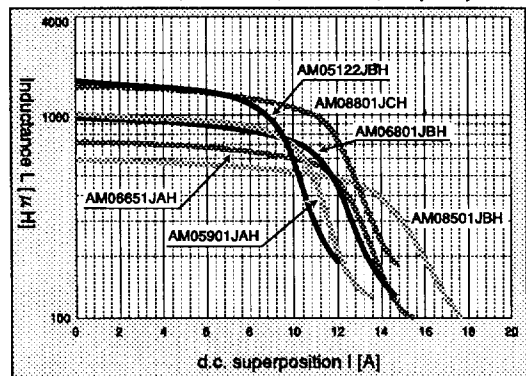
◆ dc-current pre-loadability (1) <Example>

● Core : C251510J3, C251515J2, C322015J2, Frequency : 100 kHz



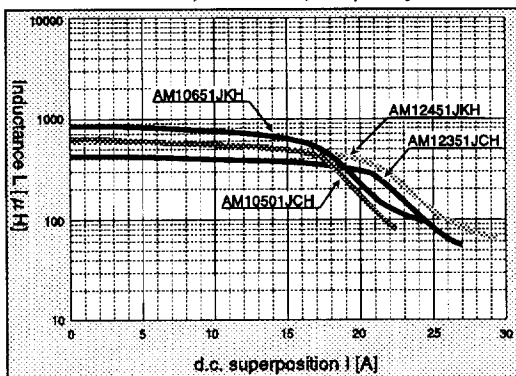
◆ dc-current pre-loadability (2) <Example>

● Core : C322020J2, C372320J2, C462720J2, Frequency : 100 kHz



◆ dc-current pre-loadability (3) <Example>

● Core : C462720J2, C462725J2, Frequency : 100 kHz



◆ dc-current pre-loadability (4) <Example>

● Core : C462725J2, C603525J2, Frequency : 100 kHz

