

MICRO SWITCH
 FREEPORT, ILLINOIS, U.S.A.
 A DIVISION OF HONEYWELL
 FED. MFG. CODE 91929

SWITCH-TOGGLE

CATALOG LISTING
12TW75 SERIES
CHART 2

CATALOG LISTING
 2

AVAILABLE LOCKING COMBINATIONS FOR CONFIGURATION SEE LETTERED DETAILS

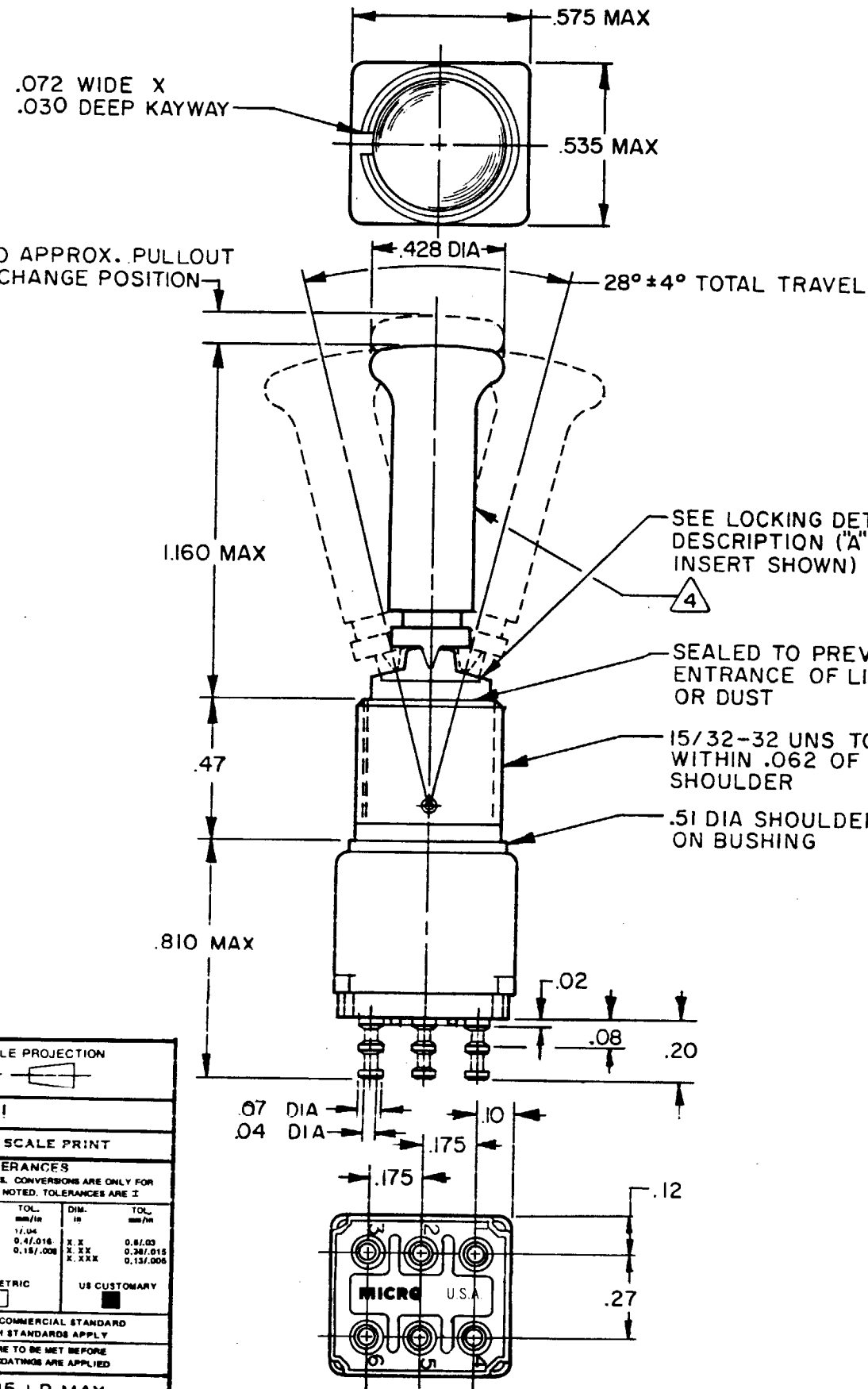
CIRCUIT MADE WITH TOGGLE LEVER IN
 KEYWAY SIDE (1-2, 4-5) CENTER (1-2, 4-5) OPPOSITE KEYWAY (2-3, 5-6)

ELECTRICAL DATA

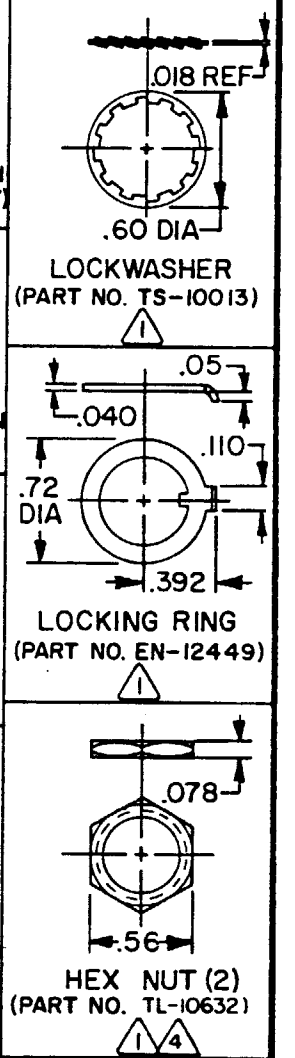
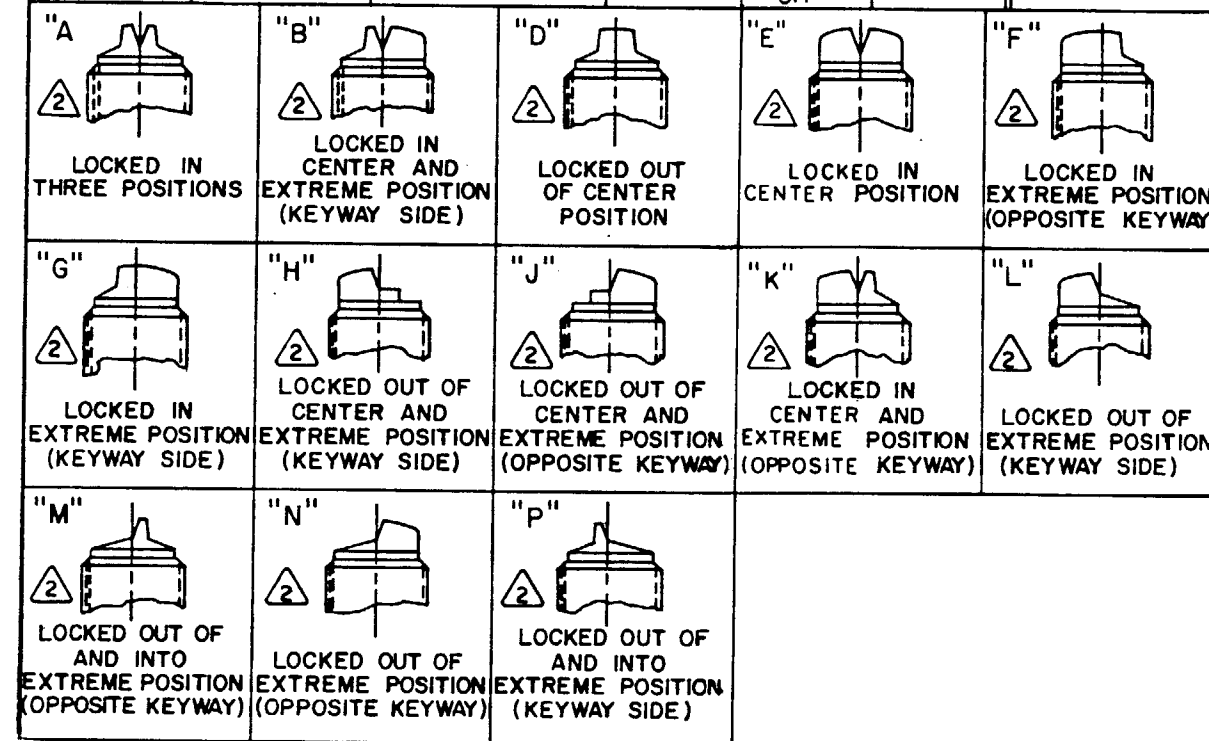
THIS DRAWING COVERS A PROPRIETARY ITEM AND IS THE PROPERTY OF MICRO SWITCH, A DIVISION OF HONEYWELL. THIS DRAWING IS NOT TO BE COPIED OR USED WITHOUT THE APPROVAL OF MICRO SWITCH.

L117
 5A 125 VAC

12TW75 SERIES CHART 2
 M
 DRAWING NUMBER
 2
 ISSUE
 X
 REVISIONS
 A 062939 TSK 24 FEB 88
 S. J. S. 12 FEB 87
 CHECK DATE PART CHECK
 DRAWN



CATALOG LISTING	AVAILABLE LOCKING COMBINATIONS FOR CONFIGURATION SEE LETTERED DETAILS	KEYWAY SIDE (1-2, 4-5)	CENTER (1-2, 4-5)	OPPOSITE KEYWAY (2-3, 5-6)
12TW75-1	A,B,D,E,F,G,H,I,K,L,M,N,P	ON	OFF	ON
12TW75-2	D, F, G	OFF	NONE	ON
12TW75-3	D, F, G	ON	NONE	ON
12TW75-21	E, F, K, M	NONE	OFF	ON
12TW75-31	E, F, K, M	NONE	ON	ON
12TW75-4	F	MOM OFF	NONE	ON
12TW75-5	E, F, K, L, M, N	MOM ON	OFF	ON
12TW75-6	F	MOM ON	NONE	OFF
12TW75-7	E, L, N	MOM ON	OFF	MOM ON
12TW75-8	F	MOM ON	NONE	ON
12TW75-41	F	NONE	MOM OFF	ON
12TW75-51	E	NONE	ON	MOM ON
12TW75-61	E	MOM ON	OFF	NONE



- NOTES
- 1 FURNISHED UNASSEMBLED
 - 2 SUFFIX MUST BE ADDED FOR DESIRED TYPE TOGGLE LOCKING
 - 3 TERMINALS ARE PLATED FOR SOLDERING
 - 4 MATTE FINISH

THIRD ANGLE PROJECTION

SCALE 2:1

DO NOT SCALE PRINT

TOLERANCES
 APPLY TO DESIGN UNITS. CONVERSIONS ARE ONLY FOR REFERENCE. UNLESS NOTED, TOLERANCES ARE IN

DIM.	TOL.	DIM.	TOL.
IN	MM/IN	IN	MM/IN
NO PLACES	1/64		
ONE PLACE	0.4/016	X, X	0.6/03
TWO PLACES	0.15/008	X, XX	0.24/015
THREE PLACES		X, XX, XXX	0.13/006

DESIGN UNITS SI METRIC US CUSTOMARY

RAW MATERIAL—COMMERCIAL STANDARD
 MICRO SWITCH STANDARDS APPLY
 DIMENSIONS ARE TO BE MET BEFORE
 PROTECTIVE COATINGS ARE APPLIED

WEIGHT .045 LB MAX