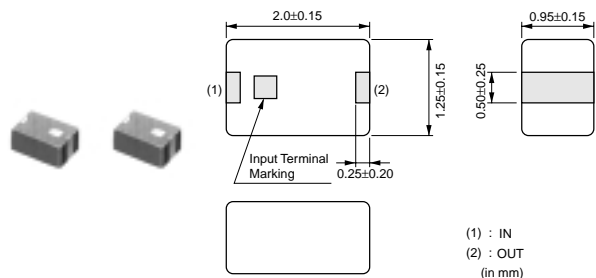


for RF/Local

Chip Multilayer LC Filters(Trap)

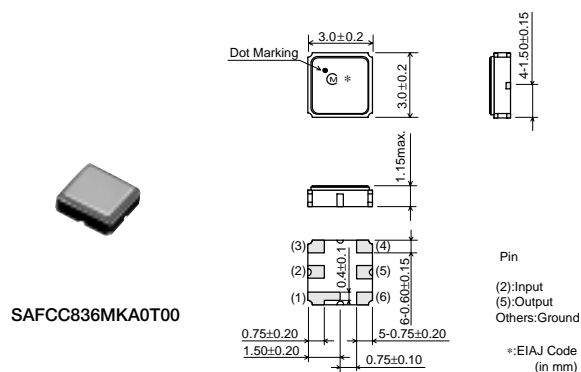


Part Number	Center Frequency of Rejection Band (MHz)	Pass Bandwidth(BW) (MHz)	Insertion Loss in BW (dB)	Attenuation (Absolute Value) (dB)
LFE21560MFA1A004	560.0	810~885	0.7 max. (at 25°C)	10.0 min. at 550~570MHz

for RF/Local

SAW Filters

● AMPS/ADC

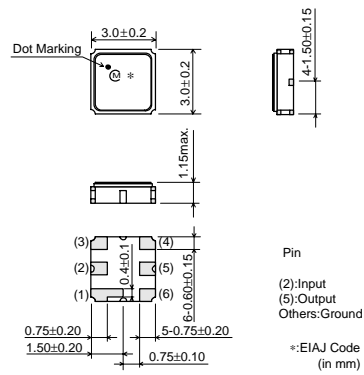


SAFCC836MKA0T00

Part Number	Center Frequency (MHz)	Insertion Loss(dB min.) (dB)	Ripple(dB max.)	VSWR	Input/Output Impedance
SAFCC836MKA0T00	836.5	3.5 max.(824MHz~849MHz)	2.0(824MHz~849MHz)	2.0(824MHz~849MHz)	50ohm
SAFCE836MAM0T00	836.5	3.8 max.(824MHz~849MHz)	1.8(824MHz~849MHz)	2.0(824MHz~849MHz)	50ohm
SAFCE881MAA0T00	881.5	2.5 max.(869MHz~894MHz)	1.5(869MHz~894MHz)	2.5(869MHz~894MHz)	50ohm
SAFCE881MAM0T00	881.5	3.5 max.(869MHz~894MHz)	1.5(869MHz~894MHz)	2.0(869MHz~894MHz)	50ohm
SAFSG881MAL0T00	881.5	3.5 max.(869MHz~894MHz)	2.0(869MHz~894MHz)	2.2(869MHz~894MHz)	50ohm

● DSC1800

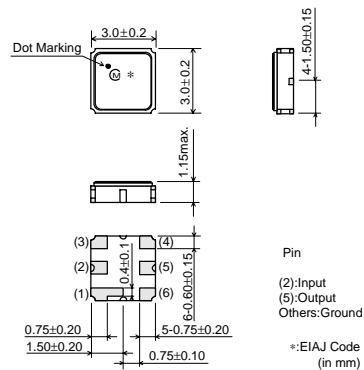
SAFCC1G74KA0T00



Part Number	Center Frequency (MHz)	Insertion Loss(dB min.) (dB)	Ripple(dB max.)	VSWR	Input/Output Impedance
SAFCC1G74KA0T00	1747.5	4.2 max.(1710MHz~1785MHz)	2.6(1710MHz~1785MHz)	2.5(1710MHz~1785MHz)	50ohm
SAFCC1G84KA0T00	1842.5	4.2 max.(1805~1880MHz)	2.8(1805MHz~1880MHz)	2.8(1805MHz~1880MHz)	50ohm

● GSM

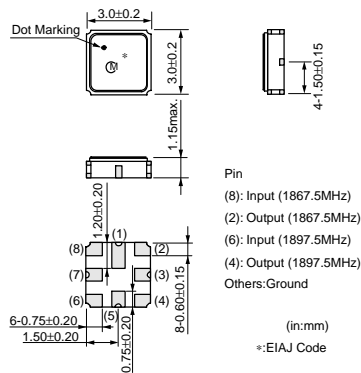
SAFCC897MKA0T00



Part Number	Center Frequency (MHz)	Insertion Loss(dB min.) (dB)	Ripple(dB max.)	VSWR	Input/Output Impedance
SAFCC897MKA0T00	897.5	3.2 max.(880MHz~915MHz)	1.8(880MHz~915MHz)	2.2(880MHz~915MHz)	50ohm
SAFCC942MAA0T00	942.5	3.0 max.(925MHz~960MHz)	1.7(925MHz~960MHz)	2.8(925MHz~960MHz)	50ohm
SAFCC942MAM0T00	942.5	4.2 max.(925MHz~960MHz)	2.5(925MHz~960MHz)	2.4(925MHz~960MHz)	50ohm
SAFCC942MCM0T00	942.5	4.2 max.(925MHz~960MHz)	2.4(925MHz~960MHz)	2.6(925MHz~960MHz)	50ohm
SAFCC942MFN0T00	942.5	3.5 max.(925MHz~960MHz)	2.0(925MHz~960MHz)	2.3(925MHz~960MHz)	50ohm
SAFCE902MAM0T00	902.5	3.5 max.(890MHz~915MHz)	1.5(890MHz~915MHz)	2.1(890MHz~915MHz)	50ohm
SAFCE947MAA0T00	947.5	3.0 max.(935MHz~960MHz)	1.5(935MHz~960MHz)	2.2(935MHz~960MHz)	50ohm
SAFCE947MAM0T00	947.5	3.5 max.(935MHz~960MHz)	1.5(935MHz~960MHz)	2.3(935MHz~960MHz)	50ohm

● GSM/DCS Dual-band

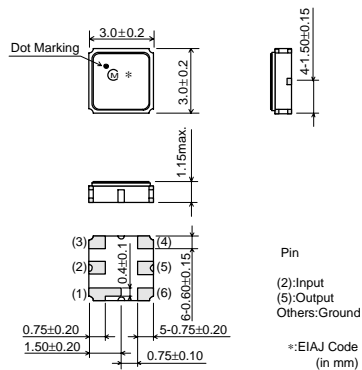
SAWCD942MLB0T05
(1842.5)



Part Number	Center Frequency (MHz)	Insertion Loss(dB min.) (dB)	Ripple(dB max.)	VSWR	Input/Output Impedance
SAWCD942MLB0T05(1842.5)	1842.5	3.2 max.(1805MHz~1880MHz)	2.2(1805MHz~1880MHz)	2.5(1805MHz~1880MHz)	50ohm
SAWCD942MLB0T05(942.5)	942.5	3.0 max.(925MHz~960MHz)	2.5(925MHz~960MHz)	2.5(925MHz~960MHz)	50ohm

● J-CDMA

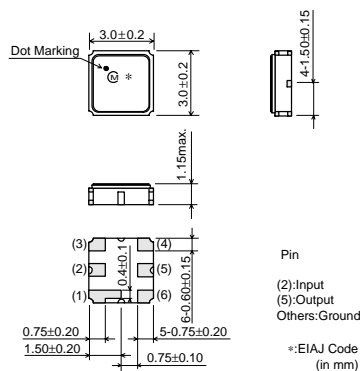
SAFCC851MKB0T00



Part Number	Center Frequency (MHz)	Insertion Loss(dB min.) (dB)	Ripple(dB max.)	VSWR	Input/Output Impedance
SAFCC851MKB0T00	851	3.5 max.(832MHz~870MHz)	2.5(832MHz~870MHz)	2.2(832MHz~870MHz)	50ohm
SAFCC906MKA0T00	906	4.5 max.(887MHz~925MHz)	2.8(887MHz~925MHz)	2.8(887MHz~925MHz)	50ohm

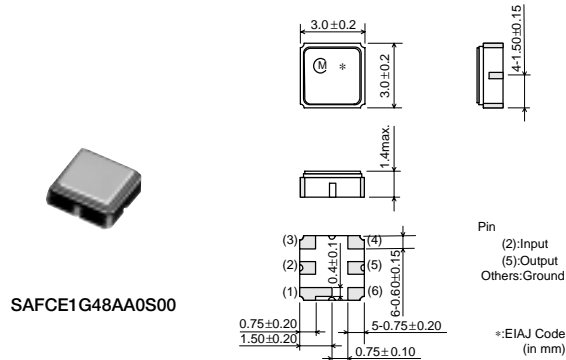
● PCS(CDMA)

SAFCC1G88KA0T00



Part Number	Center Frequency (MHz)	Insertion Loss(dB min.) (dB)	Ripple(dB max.)	VSWR	Input/Output Impedance
SAFCC1G88KA0T00	1880	4.5 max.(1850MHz~1910MHz)	3.0(1850MHz~1910MHz)	2.5(1850MHz~1910MHz)	50ohm
SAFCC1G96KA0T00	1960	4.5 max.(1930MHz~1990MHz)	3.0(1930MHz~1990MHz)	2.5(1930MHz~1990MHz)	50ohm
SAWCD1G86LA0T00(1867.5)	1867.5	3.2 max.(1850MHz~1885MHz)	2.0(1850MHz~1885MHz)	2.0(1850MHz~1885MHz)	50ohm
SAWCD1G86LA0T00(1897.5)	1897.5	3.2 max.(1885MHz~1910MHz)	2.0(1885MHz~1910MHz)	2.0(1885MHz~1910MHz)	50ohm

● PDC



SAFCE1G48AA0S00

Part Number	Center Frequency (MHz)	Insertion Loss(dB min.) (dB)	Ripple(dB max.)	VSWR	Input/Output Impedance
SAFCE1G48AA0S00	1489.0	2.0 max.(1477MHz~1501MHz)	1.2(1477MHz~1501MHz)	2.7(1477MHz~1501MHz)	50ohm
SAFCE820MAA0N00	820.0	2.5 max.(810MHz~830MHz)	1.5(810MHz~830MHz)	2.5(810MHz~830MHz)	50ohm
SAFCE820MAB0T00	820.0	2.2 max.(810MHz~830MHz)	1.3(810MHz~830MHz)	2.5(810MHz~830MHz)	50ohm
SAFCE950MAL0N00	950.0	3.8 max.(940MHz~960MHz)	1.7(940MHz~960MHz)	2.3(940MHz~960MHz)	50ohm
SAFCE950MAM0T00	950.0	3.5 max.(940MHz~960MHz)	1.5(940MHz~960MHz)	2.5(940MHz~960MHz)	50ohm
SAFSF1G44AA0T00	1441	2.7 max.(1429MHz~1453MHz)	1.5(1429MHz~1453MHz)	2.3(1429MHz~1453MHz)	50ohm
SAFSF1G48AB0T00	1489	2.7 max.(1477MHz~1501MHz)	1.5(1477MHz~1501MHz)	2.3(1477MHz~1501MHz)	50ohm
SAFSF1G48AC0T00	1489	2.5 max.(1477MHz~1501MHz)	1.5(1477MHz~1501MHz)	2.3(1477MHz~1501MHz)	50ohm
SAWSG895MAD0T00(895.5)	895.5	3.8 max.(893MHz~898MHz)	2.3(893MHz~898MHz)	2.5(893MHz~898MHz)	50ohm
SAWSG895MAD0T00(942.5)	942.5	3.5 max.(925MHz~960MHz)	2.5(925MHz~960MHz)	3.2(925MHz~960MHz)	50ohm
SAWSL826MBM0T00	826.5 (877.5MHz)	3.7 max.(810~843MHz), 4.2dB max.(870~885MHz)	2.6(810MHz~843MHz), 2.3(870MHz~885MHz)	2.5(810MHz~843MHz), 2.5(870MHz~885MHz)	50ohm