

29.6×18×20

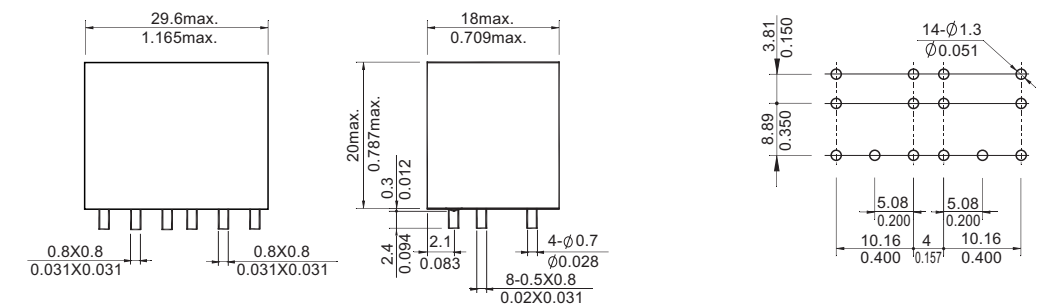
# 4117-2

## Operation condition

Insulation Resistance	100MΩ min (at 500VDC)	Item 7 of IEC 61810-5
Dielectric Strength		
Between contacts	50Hz 750V	Item 6 of IEC 61810-5
Between contact and coil	50Hz 1500V	Item 6 of IEC 61810-5
Shock resistance	100m/s <sup>2</sup> 11ms	IEC68-2-27 Test Ea
Vibration resistance	10~40Hz double amplitude 1.27mm	IEC68-2-6 Test Fc
Terminals strength	10N	IEC68-2-21 Test Ua1
Solderability	235℃ ± 2℃ 3 ± 0.5s	IEC68-2-20 Test Ta method 1
Ambient Temperature	-40~105℃	
Relative Humidity	85% (at 40℃)	IEC68-2-3Test Ca
Mass	20g	

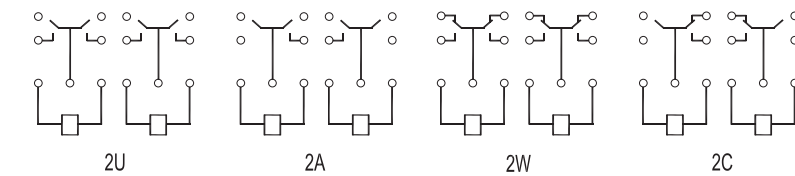
## Dimensions

mm /inch



Dimensions

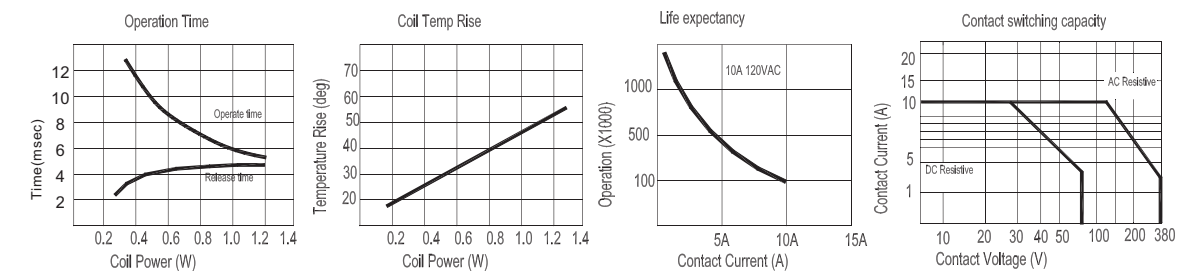
Mounting (Bottom view)



Wiring diagram(Bottom view)

NOTES 1).Dimensions are in millimeters.  
2).Inch equivalents are given for general information only.

## Reference Data



Features	
<ul style="list-style-type: none"> <li>Twin structure of 4117 type.</li> <li>Small size, light weight.</li> <li>Low coil power consumption.</li> <li>PC board mounting.</li> <li>Suitable for household appliances, electrical equipment, automation system, and automobile industry application.</li> </ul>	

Ordering Information	
<b>4117-2</b>	<b>2C S 12VDC</b>
1 Part number: 4117-2	3 Enclosure: S: Sealed type; Z: Dust cover
2 Contact arrangement: 2A:2A; 2C:2C; 2U:2U; 2W:2W	4 Coil rated voltage(V): DC:3,5,6,9,12,18,24

Contact Data	
Contact Arrangement	2A (DPSTNO) 2C (DPDT(B-M)) 2U (DPSTNODM) 2W (DPDTC-NO)
Contact Material	AgNi AgSnO <sub>2</sub>
Contact Rating (resistive)	2A,2C: 10A/120VAC,28VDC ; 2U,2W: 2× 10A/120VAC, 28VDC
Max. Switching Power	280W 1200VA
Max. Switching Voltage	75VDC 380VAC
Contact Resistance or Voltage drop	<50mΩ Max. Switching Current:10A
Operation life	Electrical: 10 <sup>5</sup> Item 4.30 of IEC 61810-7 Mechanical: 10 <sup>7</sup> Item 4.31 of IEC 61810-7

Coil Parameter								
Dash numbers	Coil voltage VDC		Coil resistance Ω ± 10%	Pickup voltage VDC(max) (75% of rated voltage)	Release voltage VDC(min) (10% of rated voltage)	Coil power consumption W	Operate Time ms	Release Time ms
	Rated	Max.						
003-1000	3	3.9	9×2	2.25	0.3	2×1.0	<10	<5
005-1000	5	6.5	25×2	3.75	0.5			
006-1000	6	7.8	36×2	4.50	0.6			
009-1000	9	11.7	85×2	6.75	0.9			
012-1000	12	15.6	145×2	9.00	1.2			
018-1000	18	23.4	324×2	13.5	1.8			
024-1000	24	31.2	576×2	18.0	2.4			

**CAUTION:** 1.The use of any coil voltage less than the rated coil voltage will compromise the operation of the relay.  
2.Pickup and release voltage are for test purposes only and are not to be used as design criteria.