


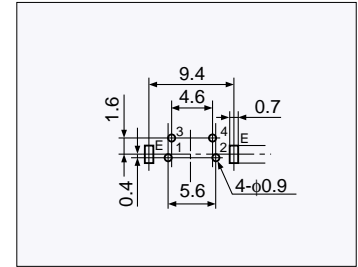
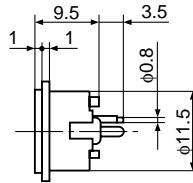
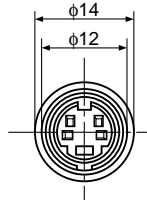
TCS7948 Series

$\ell = 9.5\text{mm}$



TCS7948-01-201

Separate Cover




Hole Layout
(Bottom View)

Note: 1. The cover consists of two parts allowing it to be used as a 1P-1T switch when a plug is inserted.

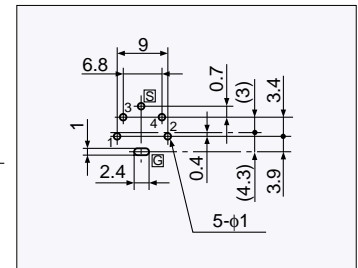
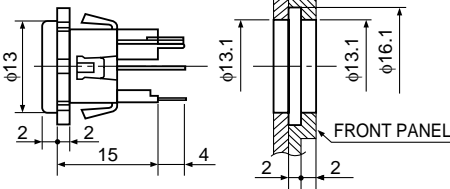
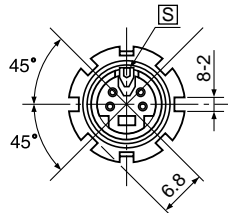
TCS7940-01-2011

$\ell = 17\text{mm}$





TCS7940-01-2011
With Contact for Switching

With Contact for Switching




Hole Layout
(Bottom View)

Note: 1. The cover  and contact  can be used as a 1P-1T switch when a plug is inserted.

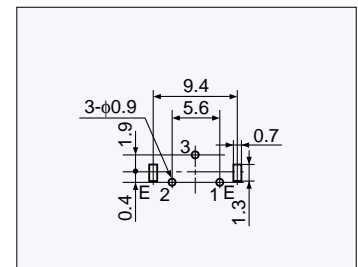
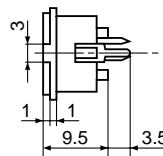
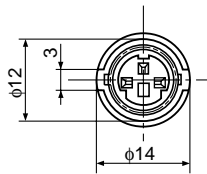
TCS71□6 Series Quick Lock Type

$\ell = 9.5\text{mm}$



TCS7136-01-201

With Contact for Switching

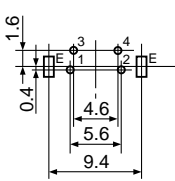
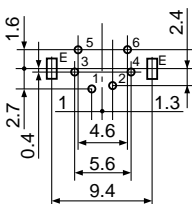


Hole Layout
(Bottom View)

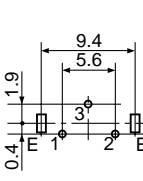
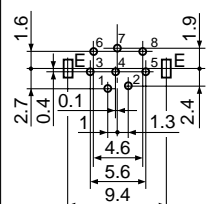
Notes:

1. Combinations with plugs
 - A. Can be fit with the TCP7100 series (see page 8).
 - B. Connection with the TCP8500 series (page 7), the TCP8600 series (see page 9) and the TCP8300 series (see page 8) are possible, but some specifications are not applicable. Please inquire concerning special specification.
 - C. The combinations of the 6P socket and the 5P (a) plug, the 6P socket and the 8P (a) plug, and the 7P socket and 8P (a) plug are not designed for error connecting prevention.

TCS7948 Series

Number of Contact	4	6
Hole Layout (Bottom View)		
Model No.	TCS7948-01-201	TCS7948-16-201

TCS71□6 Series

Number of Contact	3	8a
Hole Layout (Bottom View)		
Model No.	TCS7136-01-201	TCS7186-01-201