

**Features**

- High Surge Capability
- Types up to 100 V  $V_{RRM}$

**D-67 Package**

**Maximum ratings, at  $T_J = 25\text{ }^\circ\text{C}$ , unless otherwise specified ("R" devices have leads reversed)**

Parameter	Symbol	Conditions	MBRH12020 (R)	MBRH12030 (R)	MBRH12035 (R)	MBRH12040 (R)	Unit
Repetitive peak reverse voltage	$V_{RRM}$		20	30	35	40	V
RMS reverse voltage	$V_{RRM}$		14	21	25	28	V
DC blocking voltage	$V_{DC}$		20	30	35	40	V
Continuous forward current	$I_F$	$T_C \leq 136\text{ }^\circ\text{C}$	120	120	120	120	A
Surge non-repetitive forward current, Half Sine Wave	$I_{FSM}$	$T_C = 25\text{ }^\circ\text{C}$ , $t_p = 8.3\text{ ms}$	2000	2000	2000	2000	A
Operating temperature	$T_J$		-40 to 175	-40 to 175	-40 to 175	-40 to 175	$^\circ\text{C}$
Storage temperature	$T_{stg}$		-40 to 175	-40 to 175	-40 to 175	-40 to 175	$^\circ\text{C}$

**Electrical characteristics, at  $T_J = 25\text{ }^\circ\text{C}$ , unless otherwise specified**

Parameter	Symbol	Conditions	MBRH12020 (R)	MBRH12030 (R)	MBRH12035 (R)	MBRH12040 (R)	Unit
Diode forward voltage	$V_F$	$I_F = 120\text{ A}$ , $T_J = 25\text{ }^\circ\text{C}$	0.65	0.65	0.65	0.65	V
Reverse current	$I_R$	$V_R = 20\text{ V}$ , $T_J = 25\text{ }^\circ\text{C}$	4	4	4	4	mA
		$V_R = 20\text{ V}$ , $T_J = 125\text{ }^\circ\text{C}$	250	250	250	250	

**Thermal characteristics**

Thermal resistance, junction - case	$R_{\theta JC}$		0.8	0.8	0.8	0.8	$^\circ\text{C/W}$
-------------------------------------	-----------------	--	-----	-----	-----	-----	--------------------



Figure 1-Typical Forward Characteristics

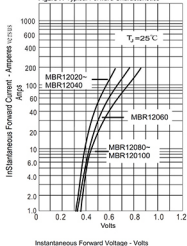
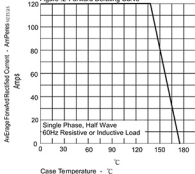


Figure 2-Forward Derating Curve



Instantaneous Forward Voltage - Volts

Figure 3-Peak Forward Surge Current

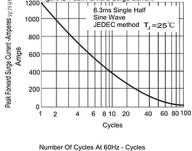


Figure 4-Typical Reverse Characteristics

