


MP351 Thru MP3510

High Current Glass Passivated Molding Single-Phase Bridge Rectifier

Reverse Voltage 100 to 1000V Forward Current 35.0 A

FEATURES

- Plastic Package has Underwriters Laboratory Flammability Classification 94V-0
- High current capacity with small package
- Glass passivated chip junctions
- Superior thermal conductivity
- High IFSM



1. Maximum & Thermal Characteristics Ratings at 25 ambient temperature unless otherwise specified.

Item	Symbol	MP351	MP352	MP354	MP356	MP358	MP3510	Unit
Maximum repetitive voltage	VRM	100	200	400	600	800	1000	V
Maximum RMS Voltage	VRMS	70	140	280	420	560	700	V
Maximum DC Blocking Voltage	VDC	100	200	400	600	800	1000	V
Maximum DC reverse current TA=25	IR	5						μA
at rated DC blocking voltage TA=125		500						
Average rectified forward current Tc=82	Io	35						A
60Hz sinewave,R-load without heatsink Ta=38		10						
Peak forward surge current 8.3 ms single half sine-wave superimposed on rated load	IFSM	400						A
Rating for Fusing (t<8.3ms)	I ² t	660						A ² sec
Dielectric strength Terminals to case, AC 1 minute Current 1mA	Vdia	2.0						KV
Maximum instantaneous forward voltage at 17.5A	VF	1.05						V
Operating junction temperature	Tj	-40~150						
Storage temperature	Tstg	-40~150						
Mounting torque	Tor	Rating Torque : 1.2 (Suggests 0.6~1.0)						N.m

MP351 Thru MP3510

2. Ratings and Characteristic Curves (TA = 25°C unless otherwise noted)

Fig. 1 Derating Curve

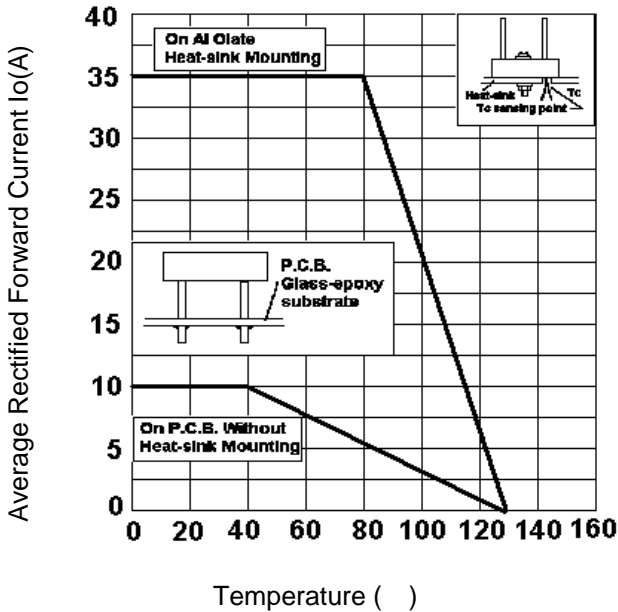


Fig.2 Typical Reverse Characteristics

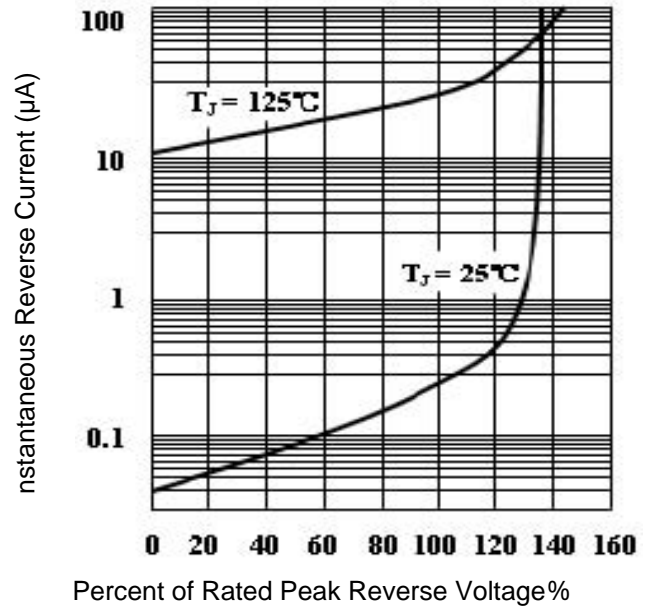


Fig.3 Forward Voltage

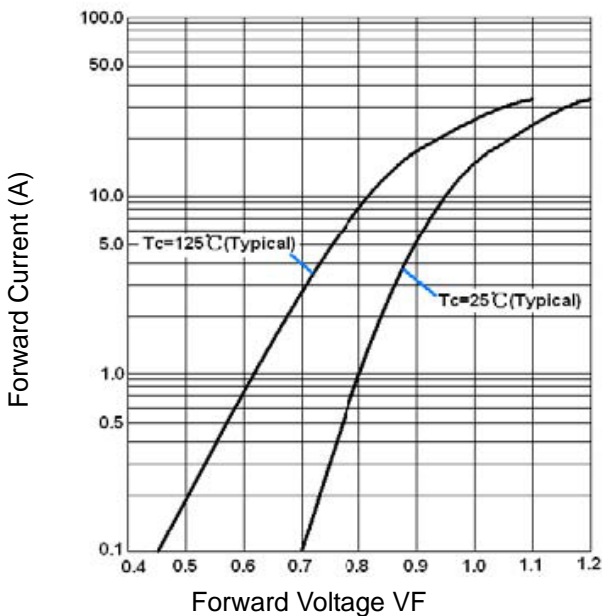
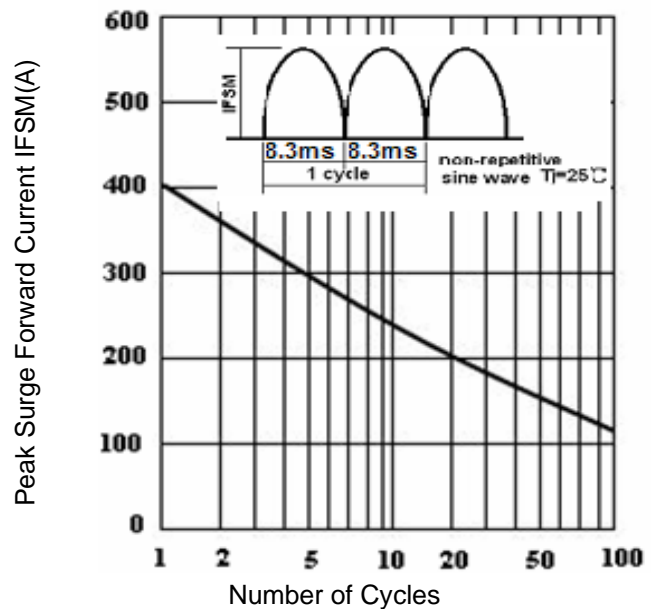
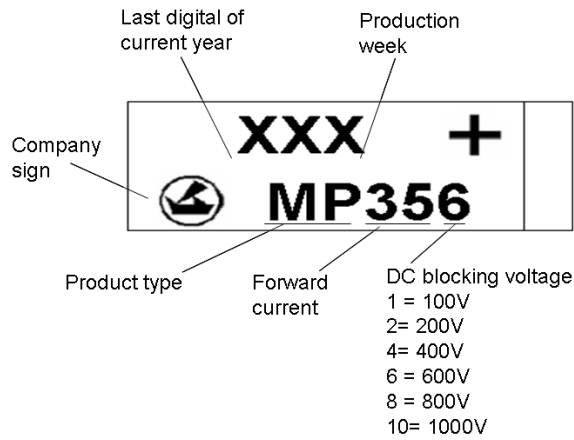


Fig.4 Peak Surge Forward Capability



MP351 Thru MP3510

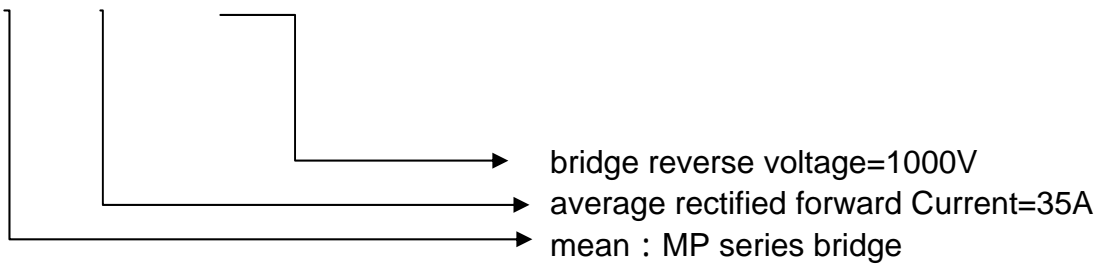
3. Marking Identification



Note :

生产日期码包含4位数字，例如“1010”，前两个数字“10”表示为2010年，另外二个数字“10”是指第10周，即表示该产品为2010年10周生产。

型号：MP 35 10



4. Dimension

