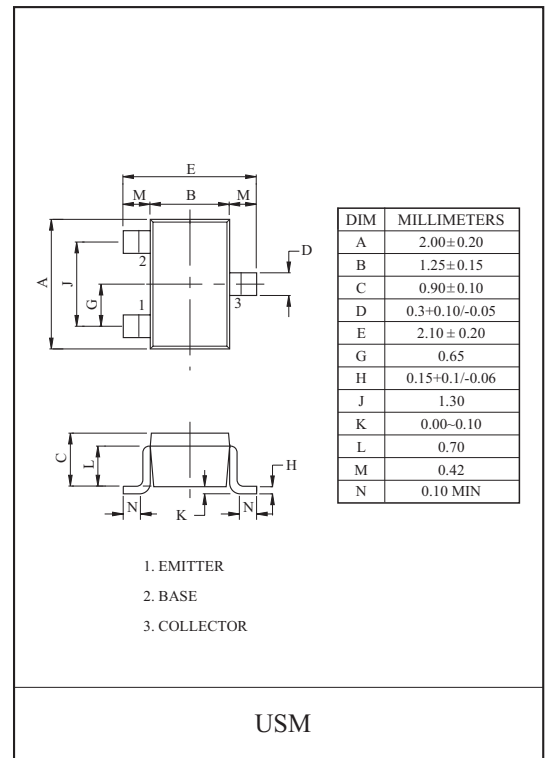
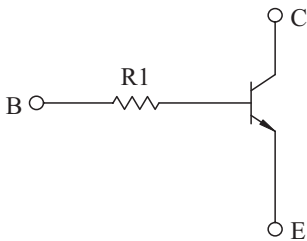


SWITCHING APPLICATION.
AUDIO MUTING APPLICATION.

FEATURES

- High emitter-base voltage : $V_{EBO}=25V(\text{Min})$
- High reverse h_{FE} : reverse $h_{FE}=150(\text{Typ.})$ ($V_{CE}=-2V, I_C=-4mA$)
- Low on resistance : $R_{on}=1$ (Typ.) ($I_B=5mA$)
- With Built-in Bias Resistors.
- Simplify Circuit Design.
- Reduce a Quantity of Parts and Manufacturing Process.

EQUIVALENT CIRCUIT



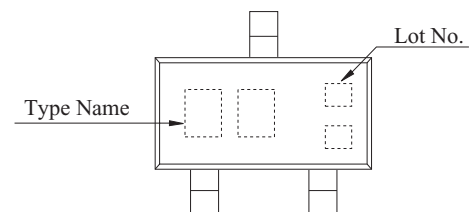
MAXIMUM RATING ($T_a=25$)

CHARACTERISTIC	SYMBOL	RATING	UNIT
Collector-Base Voltage	V_{CBO}	50	V
Collector-Emitter Voltage	V_{CEO}	20	V
Emitter-Base Voltage	V_{EBO}	25	V
Collector Current	I_C	300	mA
Collector Power Dissipation	P_C	100	mW
Junction Temperature	T_j	150	
Storage Temperature Range	T_{stg}	-55 150	

MARK SPEC

TYPE	KRC281U	KRC282U	KRC283U	KRC284U	KRC285U	KRC286U
MARK	MQ	MR	MS	MT	MU	MV

Marking



KRC281U~KRC286U

ELECTRICAL CHARACTERISTICS (Ta=25 °C)

CHARACTERISTIC		SYMBOL	TEST CONDITION	MIN.	TYP.	MAX.	UNIT
Collector-Emitter Breakdown Voltage		BV_{CEO}	$I_C=1mA$	20	-	-	V
Collector-Base Breakdown Voltage		BV_{CBO}	$I_C=50\mu A$	50	-	-	V
Emitter-Base Breakdown Voltage		BV_{EBO}	$I_E=50\mu A$	25	-	-	V
Collector Cut-off Current		I_{CBO}	$V_{CB}=50V, I_E=0$	-	-	0.1	μA
Collector-Emitter Saturation Voltage		$V_{CE(sat)}$	$I_C=30mA, I_B=3mA$	-	-	0.1	V
DC Current Gain		h_{FE}	$V_{CE}=2V, I_C=4mA$	350	-	1200	
Input Resistor	KRC281U	R_i		-	2.2	-	k
	KRC282U			-	4.7	-	
	KRC283U			-	5.6	-	
	KRC284U			-	6.8	-	
	KRC285U			-	10	-	
	KRC286U			-	22	-	
Transition Frequency		f_T^*	$V_{CE}=6V, I_C=4mA,$	-	30	-	MHz
Collector Output Capacitance		C_{ob}	$V_{CB}=10V, I_E=0, f=1MHz$	-	4.8	-	pF

* Characteristic of Transistor Only.

Note) h_{FE} Classification B:350 1200