



### Features

- High Surge Capability
- Types up to 100 V  $V_{RRM}$
- Isolation Type Package

Three Tower Package



Maximum ratings, at  $T_J = 25\text{ }^\circ\text{C}$ , unless otherwise specified ("R" devices have leads reversed)

Parameter	Symbol	Conditions	MBRT20045 (R)	MBRT20060 (R)	MBRT20080 (R)	MBRT200100 (R)	Unit
Repetitive peak reverse voltage	$V_{RRM}$		45	60	80	100	V
RMS reverse voltage	$V_{RMS}$		32	42	57	70	V
DC blocking voltage	$V_{DC}$		45	60	80	100	V
Continuous forward current	$I_F$	$T_C \leq 125\text{ }^\circ\text{C}$	200	200	200	200	A
Surge non-repetitive forward current, Half Sine Wave	$I_{F,SM}$	$T_C = 25\text{ }^\circ\text{C}$ , $t_p = 8.3\text{ ms}$	1500	1500	1500	1500	A
Operating temperature	$T_J$		-55 to 175	-55 to 175	-55 to 175	-55 to 175	$^\circ\text{C}$
Storage temperature	$T_{stg}$		-55 to 175	-55 to 175	-55 to 175	-55 to 175	$^\circ\text{C}$

Electrical characteristics, at  $T_J = 25\text{ }^\circ\text{C}$ , unless otherwise specified

Parameter	Symbol	Conditions	MBRT20045 (R)	MBRT20060(R)	MBRT20080 (R)	MBRT200100 (R)	Unit
Diode forward voltage	$V_F$	$I_F = 100\text{ A}$ , $T_J = 25\text{ }^\circ\text{C}$	0.75	0.8	0.88	0.88	V
Reverse current	$I_R$	$V_R = 20\text{ V}$ , $T_J = 25\text{ }^\circ\text{C}$	1	1	1	1	mA
		$V_R = 20\text{ V}$ , $T_J = 125\text{ }^\circ\text{C}$	20	20	20	20	

### Thermal characteristics

Thermal resistance, junction - case	$R_{\theta JC}$		0.18	0.18	0.18	0.18	$^\circ\text{C/W}$
-------------------------------------	-----------------	--	------	------	------	------	--------------------



Figure 1- Typical Forward Characteristics

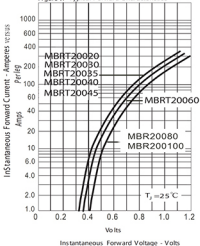


Figure 2- Forward Derating Curve

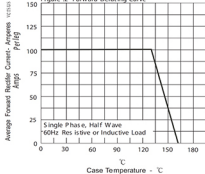


Figure 3- Peak Forward Surge Current

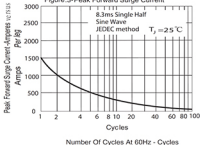


Figure 4- Typical Reverse Characteristics

