

FEATURES

- HIGH INRUSH WITHSTANDING
- CASE SIZE 6125 (6.1MM X 2.5MM); 2410 (0.24" x 0.10")
- 250VAC WITH CURRENT RATINGS UP TO 5 AMPS
- SAFETY STANDARD APPROVAL (UL File Number E358637)
- COMPATIBLE WITH FLOW AND REFLOW SOLDERING
- RoHS COMPLIANT & HALOGEN FREE

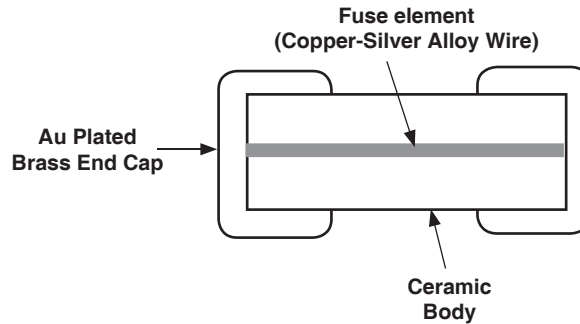
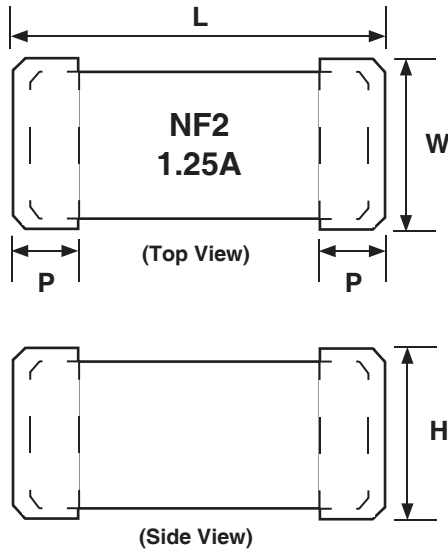
**RoHS
Compliant**
includes all homogeneous materials*

*See Part Number System for Details



SPECIFICATIONS

Type	Case Size	Rated Current (Amps)	Rated Voltage (VAC)	Temperature Range	Case Dimensions			
					L	W	H	P
NFVC-H	6125	1.0 ~ 5.0	250V	-55°C ~ +125°C	6.1 ± 0.20	2.5 ± 0.1	2.5 ± 0.1	1.4 ± 0.1



PART NUMBERING SYSTEM

NFVC 6125 H 1R25 TR E

- RoHS Compliant*
- TR = Tape & Reel
- Current Rating: 1R25 = 1.25Amps
- H = High Inrush
- Case Size Code
- Series

*Exemption 7a - Lead in high melting temperature solder (lead based alloy with 85% by weight or more lead)

SAFETY AGENCY CERTIFICATION

Agency	File Number	Ampere Range
UL	E358637	1.0 ~ 5.0

UL Certification: JDYX2.E358637

UL Certification Canada: JDYX8.E358637

Fuses, Supplemental Certified Components

These fuses provide supplemental protection in end-use equipment to provide protection for components or internal circuits. They are not suitable for branch or feeder circuit use

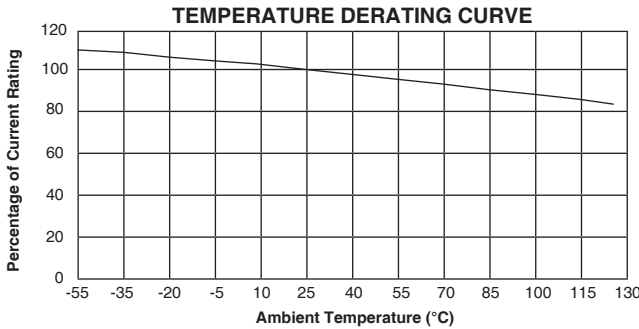


AVAILABLE VALUES AND RATINGS

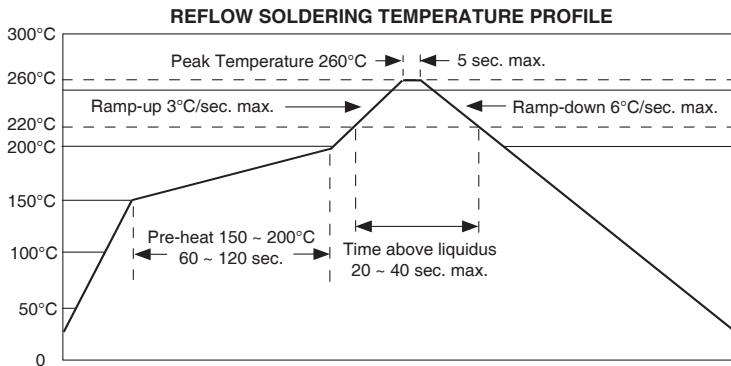
Part Number	Current Rating @ +25°C	Marking	Typical Cold Resistance (mΩ)*	Opening Time (% of Current Rating)		Melting I ² T (A ² xs) nominal**	Rated Voltage	Interrupt Rating
				100%	200%			
NFVC6125H1R00TRF	1.0	1A	124	4 hrs min.	120 sec. max.	3.00	250VAC	UL 50A 250VAC 50A 125VDC
NFVC6125H1R25TRF	1.25	1.25A	90					
NFVC6125H1R50TRF	1.5	1.5A	78					
NFVC6125H1R60TRF	1.6	1.6A	70					
NFVC6125H2R00TRF	2.0	2A	55					
NFVC6125H2R50TRF	2.5	2.5A	39					
NFVC6125H3R00TRF	3.0	3A	27					
NFVC6125H3R15TRF	3.15	3.15A	25					
NFVC6125H3R50TRF	3.5	3.5A	24					
NFVC6125H4R00TRF	4.0	4A	20					
NFVC6125H5R00TRF	5.0	5A	14					

* Resistance measured at ≤ 10% rated current and +25°C

** Melting I²T at 10 times the rated current.

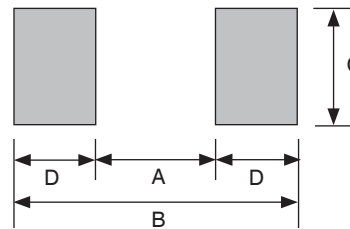


Temp (°C)	Derating Factor
-55	113.82
-45	112.15
-35	110.24
-25	108.60
-15	106.86
+5	103.48
+15	101.64
+25	100.00
+35	98.29
+45	96.58
+55	95.01
+65	93.42
+75	91.75
+85	89.95
+95	87.96
+105	86.08
+115	84.25
+125	82.35



Recommended Reflow Land Pattern Dimensions (mm)

Case Size	A	B	C	D
6125	3.0 ± 0.3	8.0 ± 0.3	3.0 ± 0.3	2.5 ± 0.3

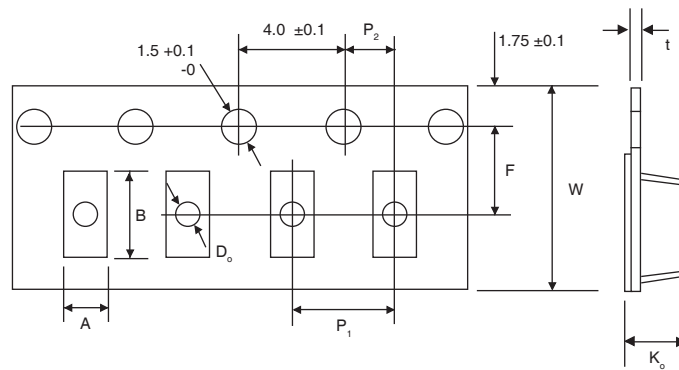


RELIABILITY TEST

Item	Test Conditions/Method	Performance	Standard
Time/Current	100% I _n	No fusing; 4 hours minimum	UL248-14
	200% I _n	<120 seconds	IEC-60127-4
	1000% I _n	>10ms	IEC-60127-4
Voltage Drop	100% of rated current	<300mV	IEC-60127-4
Endurance Test	100 cycles at 100% of rated current for 1 hour, off for 15 minutes followed by 125% of rated current for 1 hour and test temperature rise	$ \Delta R < 10\%$ $\Delta T < 75^\circ\text{C}$	IEC-60127-4
Interrupting Ability	50A@250VAC 50A@125VDC	Without permanent arcing, ignition and bursting of fuse link	UL248-14 IEC-60127-4
Solderability	240°C ±5°C, 3 seconds ±0.5s	95% coverage minimum	IEC-60127-4 IEC-60068-2-20 Mil-Std-202
Resistance to Soldering Heat	260°C ±5°C, 10 seconds ±0.5s	$ \Delta R < 10\%$	Mil-Std-202 Method 210
High Temperature Operating Life	T = 70°C ±2°C, 0.6 I _n , 96 hours	$ \Delta R < 10\%$	Mil-Std-202 Method 108
Humidity (Steady State)	T = 40°C ±2°C, 90 ~ 95% RH, 1000 hours	$ \Delta R < 10\%$	Mil-Std-202 Method 103
Low Temperature Storage	T = -55°C ±3°C, 96 hours	$ \Delta R < 10\%$	IEC-60068-2-1
High Temperature Storage	T = 125°C ±2°C, 96 hours	$ \Delta R < 10\%$	IEC-60068-2-2
Salt Spray	5% salt solution, 48 hours	$ \Delta R < 10\%$	Mil-Std-202 Method 101
Thermal Shock	100 cycles between -65°C/+125°C, 60 minutes; each extreme	$ \Delta R < (10\% + 0.005\Omega)$	IEC 60068-2-14

EMBOSSED PLASTIC CARRIER DIMENSIONS (mm)

Type	A	B	W	F	E	P ₁	P ₂	φD	T ₁	K _o
NFVC6125H	2.70 ±0.10	6.40 ±0.10	12.0 ±0.15	5.50 ±0.10	1.75 ±0.10	4.00 ±0.10	2.00 ±0.10	1.50 min.	0.25 ±0.05	2.70 ±0.10



REEL DIMENSIONS (mm) AND QUANTITY

Type	A ± 2.0	B ± 2.0	C ± 0.5	E ± 0.20	W ± 1.0	Qty
NFVC6125H	178	58	13	2.0	12.5	1,000

