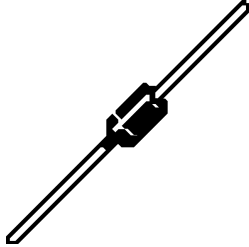


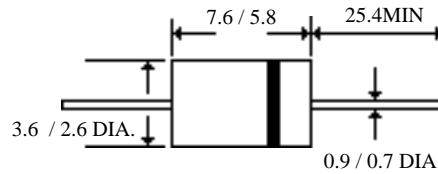
# THYRISTOR SURGE PROTECTOR AXIAL LEAD TYPE

## DESCRIPTION



DO-15

## MECHANICAL DIMENSION



Dimension in MM

## FEATURES

UL94V-0 Flammability Classification

ESD Protection >40k Voltage

High Surge Current Capability

Peak Off-State voltage from 58~300V

Meet IEC100-4-4 & -5 Industry requirement

Low Capacitance for T1/E1 Trunk and Line Card Application

Provides Protection in Accordance with FCC part 68, UL1459, Bellcore 1089, ITU-TK. 20& K.21

Part No	CODE	Repetitive Peak Off Stage Vdrm (V)	Switching Vol@100 V/uS Vs (V)	Minimum Holding Current dI/dt=1A/ms Ipp (mA)	Switching Current Is (mA)	Urge Rating Ipp@ 10/1000us (A)	On-stage Current IT (A)	Typical Capacitance @50V .@1MHz (pF)
TSP110AL	GF	90	130	150	800	50	1	60
TSP130AL	GG	120	160	150	800	50	1	40
TSP150AL	GH	140	180	150	800	50	1	40
TSP180AL	GI	160	220	150	800	50	1	40
TSP230AL	GJ	190	260	150	800	50	1	30
TSP260AL	GK	220	300	150	800	50	1	30
TSP310AL	GL	275	350	150	800	50	1	30
TSP350AL	GM	300	400	150	800	50	1	30
TSP110BL	GS	90	130	150	800	75	1	100
TSP130BL	GT	120	160	150	800	75	1	70
TSP150BL	GU	140	180	150	800	75	1	70
TSP180BL	GV	160	220	150	800	75	1	70
TSP230BL	GW	190	260	150	800	75	1	50
TSP260BL	GX	220	300	150	800	75	1	50
TSP310BL	GY	275	350	150	800	75	1	40
TSP350BL	GZ	300	400	150	800	75	1	40

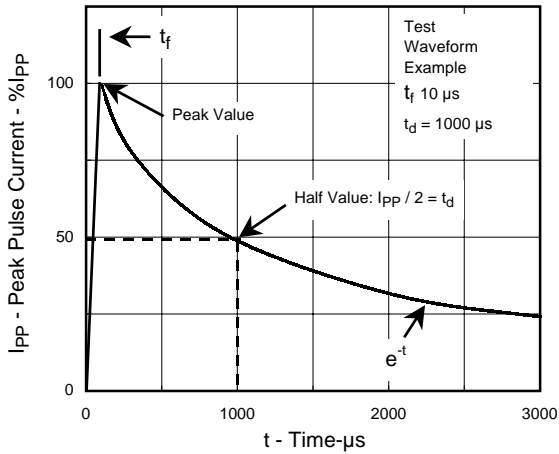
● MAX OFF-STATE CURRENT @ VDRM: 5uA; MAX ON-STATE VOL @ IT:5V

## THYRISTOR SURGE PROTECTOR AXIAL LEAD TYPE

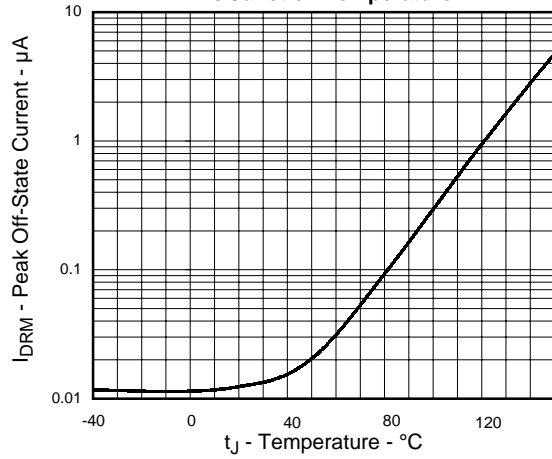
Part No	CODE	Repetitive Peak Off Stage Vdrm (V)	Switching Vol@100 V/uS Vs (V)	Minimum Holding Current dI/dt=1A/ms Ipp (mA)	Switching Current Is (mA)	Urge Rating Ipp@ 10/1000us (A)	On-stage Current IT (A)	Typical Capacitance @50V .@1MHz (pF)
TSP110CL	HF	90	130	150	800	100	1	100
TSP130CL	HG	120	160	150	800	100	1	70
TSP150CL	HH	140	180	150	800	100	1	70
TSP180CL	HI	160	220	150	800	100	1	70
TSP230CL	HJ	190	260	150	800	100	1	50
TSP260CL	HK	220	300	150	800	100	1	50
TSP310CL	HL	275	350	150	800	100	1	40
TSP350CL	HM	300	400	150	800	100	1	40

● MAX OFF-STATE CURRENT @ VDRM: 5uA; MAX ON-STATE VOL @ IT:5V

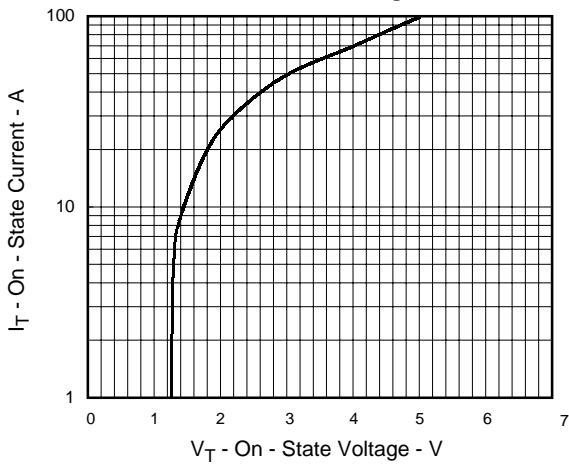
**Fig.1 Pulse Wave Form Example**



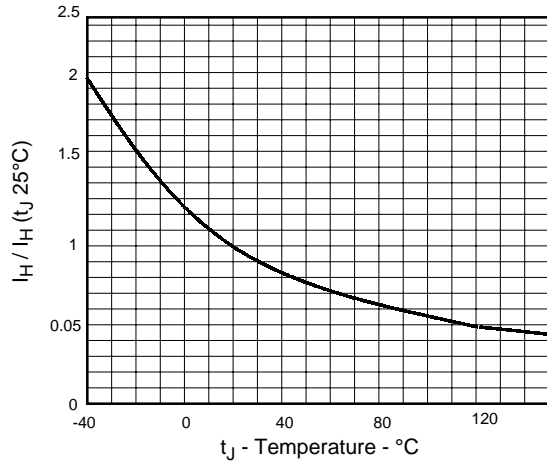
**Fig.2 Typical Peak Off-State Current Vs Junction Temperature**



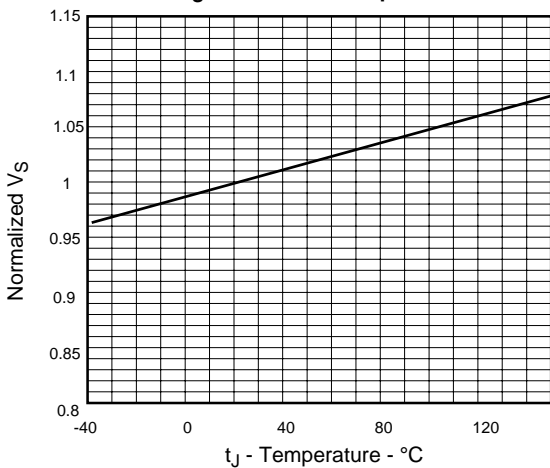
**Fig.3 Typical On-State Current Vs On-State Voltage**



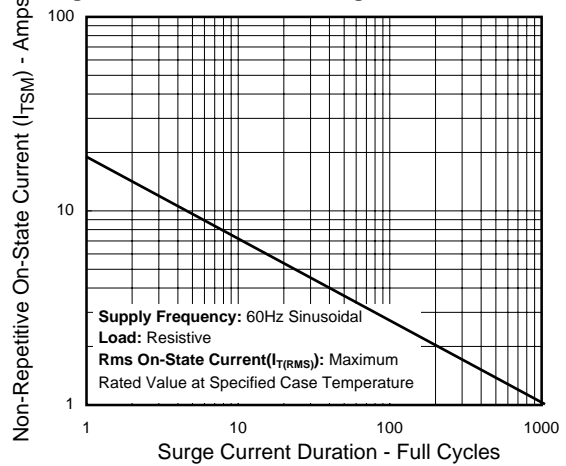
**Fig.4 Typical Holding Current Vs Junction Temperature**



**Fig.5 Typical normalized Vs Vs Junction Temperature**



**Fig.6 On-State Current Vs Surge Current Duration**



**Fig.7 V - I Characteristics Curve**

