

表面安装高效率整流二极管

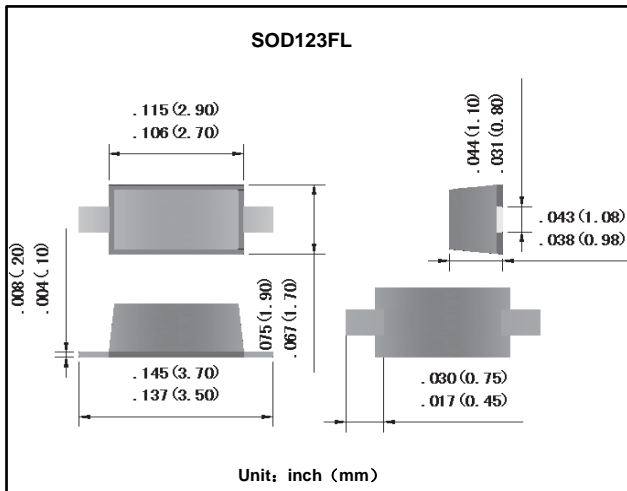
反向电压 50 --- 1000 V

正向电流 1.0 A

Surface Mounted High-efficiency Rectifier

Reverse Voltage 50 --- 1000 V

Forward Current 1.0 A

**特征 Features**

- 反向漏电流低 Low reverse leakage
- 正向浪涌承受能力较强 High forward surge capability
- 高温焊接保证 High temperature soldering guaranteed:
260°C/10 秒 seconds at terminals
- 引线 and 管体皆符合RoHS标准。
Lead and body according with RoHS standard

机械数据 Mechanical Data

- 封装: 塑料封装 Case: Molded plastic body
- 端子: 焊料被镀 Terminals: Solder plated
- 极性: 色环端为负极
Polarity: Color band denotes cathode end
- 安装位置: 任意 Mounting Position: Any

极限值和温度特性 TA = 25°C 除非另有规定。

Maximum Ratings & Thermal Characteristics

Ratings at 25°C ambient temperature unless otherwise specified.

	符号 Symbols	US1AL	US1BL	US1DL	US1GL	US1JL	US1KL	US1ML	单位 Unit
最大可重复峰值反向电压 Maximum repetitive peak reverse voltage	V _{RRM}	50	100	200	400	600	800	1000	V
最大均方根电压 Maximum RMS voltage	V _{RMS}	35	70	140	280	420	560	700	V
最大直流阻断电压 Maximum DC blocking voltage	V _{DC}	50	100	200	400	600	800	1000	V
最大正向平均整流电流 Maximum average forward rectified current	I _{F(AV)}	1.0							A
峰值正向浪涌电流 8.3ms单一正弦半波 Peak forward surge current 8.3 ms single half sine-wave	I _{FSM}	30							A
典型热阻 Typical thermal resistance	R _{θJA}	45							°C/W
工作结温和存储温度 Operating junction and storage temperature range	T _J , T _{STG}	-55 --- +150							°C

电特性 TA = 25°C 除非另有规定。

Electrical Characteristics

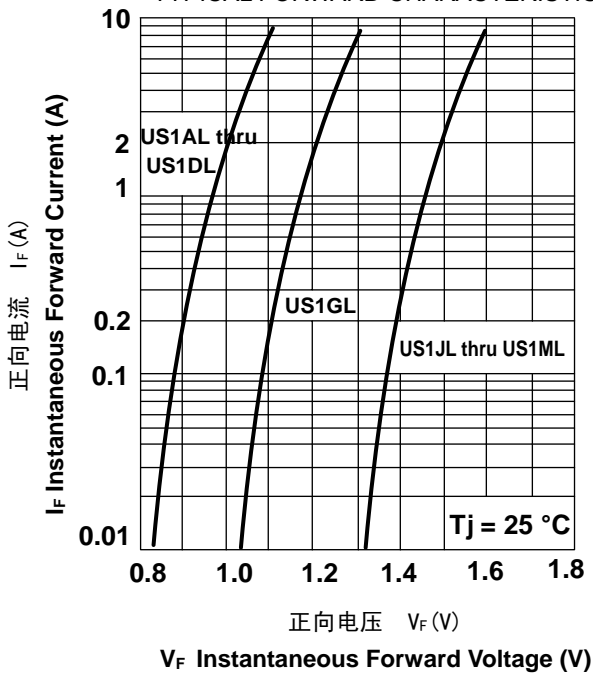
Ratings at 25°C ambient temperature unless otherwise specified.

	符号 Symbols	US1AL	US1BL	US1DL	US1GL	US1JL	US1KL	US1ML	单位 Unit
最大正向电压 Maximum forward voltage I _F = 1.0A	V _F	1.0			1.3	1.7			V
最大反向电流 Maximum reverse current TA = 25°C TA = 125°C	I _R				10 500				μA
最大反向恢复时间 MAX. Reverse Recovery Time I _F =0.5A I _R =1.0A I _{RR} =0.25A	trr	50			75			nS	
典型结电容 Type junction capacitance V _R = 4.0V, f = 1MHz	C _j	15							pF

特性曲线 Characteristic Curves

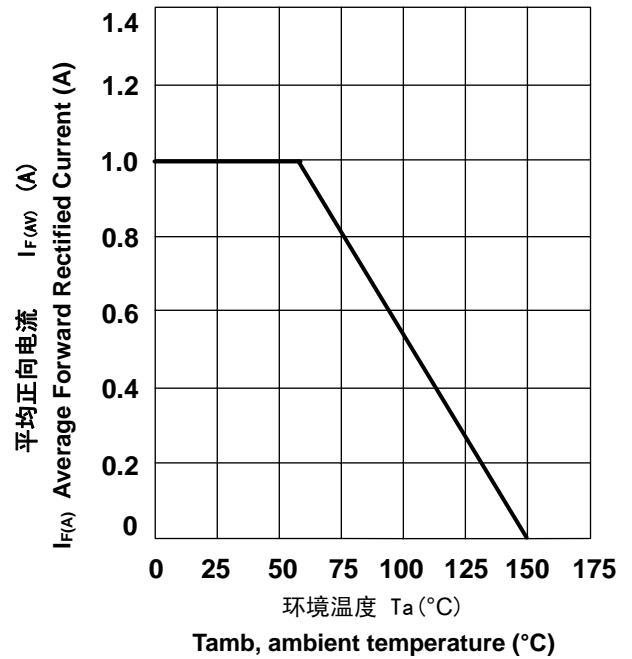
正向特性曲线 (典型值)

TYPICAL FORWARD CHARACTERISTIC



正向电流降额曲线

FORWARD CURRENT DERATING CURVE



浪涌特性曲线 (最大值)

MAXIMUM NON REPETITIVE PEAK FORWARD SURGE CURRENT

