



WANJIA
Relays for advanced technology

**AUTOMOTIVE
POWER RELAYS**

WJ176-RELAYS



- Low coil power consumption.
- High contact load.
- strong anti-shock high reliability.

SPECIFICATIONS

Contact

Arrangement	1A,1B,1C,
Contact Material	Silver alloy
Contact Resistance (By voltage drop 6V 1A)	Max.20m•
Rating	
Resistive load	40A 250VAC
Max. Switching Power	1120W 10000VA
Expected life(min.ope)	
Mechanical(at 120 cpm)	1×10^6
Electrical (at 20 cpm)	1×10^5

Characteristics

Operate Time	Max.15msec.	
Release Time	Max.15msec.	
Operating humidity	40to 85% RH	
Initial breakdown voltage		
Between coil & contact	1500VAC (50/60Hz)for 1 min.	
Between open contacts	2000VAC (50/60Hz)for 1 min.	
Insulation Resistance	Min.1000M• (500 VDC)	
Ambient temperature	-40C +55C	
Shock Resistance	Functional	Min.10G
	Destruction	Min.100G
Vibration Resistance	Functional	10 to 55 Hz at double Amplitude of 1.5mm
	Destruction	10 to 55 Hz at double Amplitude of 1.5mm
Unit weight	•110g	

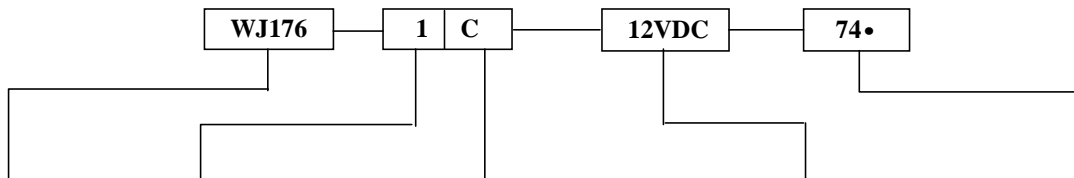
Coil

Nominal operating power	2.8W to 4.2VA
-------------------------	---------------

TYPICAL APPLICATION

- 1.Industrial machine
- 2.Electrical equipment
- 3.Air conditioner and household applications

ORDERING INFORMATION



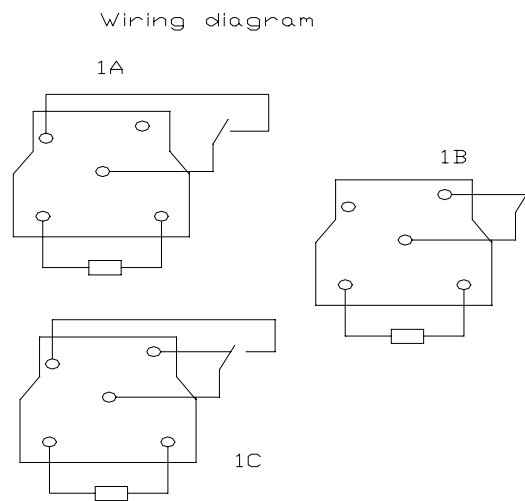
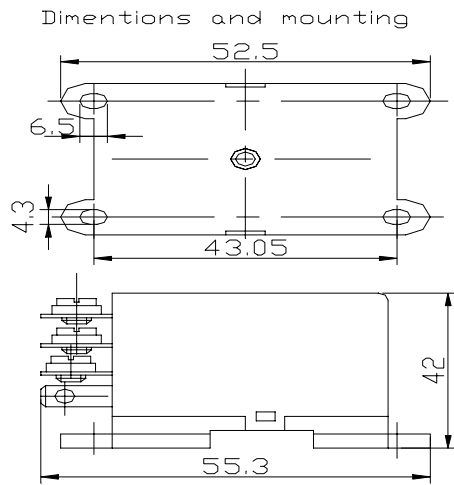
Type	Number of pole	Contact form	Coilvoltage (DC)	Coil resistance
WJ176	1 :1pole	A: 1 form A	12, 24V	51, 220 : 2.8W
		B: 1 form B	220VAC	4000 : 4.2VA
		C: 1 form C		

COIL DATA (at 20C)

Nominal Voltage (VDC)	Coil Resistance (•)±10%	Power Consumption (W)	Pull-in Voltage (VDC)	Drop-out Voltage (VDC)	Max.Allowable Voltage (VDC)
12	51	2.8	75%Max.	10%Min.	120% of nominal voltage
24	220				
220VAC	4000	4.2VA	80%Max.	30%Min.	

DIMENSIONS

Unit: mm



Note: The relative changes for the specification will not be advised in the future.