



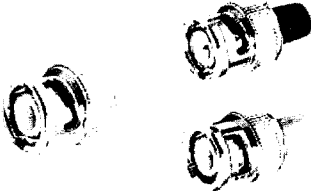



Adaptors, Terminators

Part no.	Impedance	Description	
A-NC 18/T A-NC 19/T	50 Ω 75 Ω	T-Adaptor male/2 x female	
A-NC 18/TE A-NC 19/TE	50 Ω 75 Ω	same as above	
A-NC 3/F	50 Ω	T-Adaptor 3 x female	
A-NC 3/FE	50 Ω	same as above	
A-NC 18/Y A-NC 19/Y	50 Ω 75 Ω	Y-Adaptor male/2 x female	
A-NC 18/YE A-NC 19/YE	50 Ω 75 Ω	same as above	
A-NCT/90	50 Ω	Y-Adaptor male/2 x female 90°	
A-NCT/90 E	50 Ω	same as above	
A-NCW/58 A-NCW/59 A-NCW/62 A-NCW/58 E A-NCW/59 E A-NCW/62 E	50 Ω 75 Ω 93 Ω 50 Ω 75 Ω 93 Ω	Termination plug with coloured plastic cap RG 58 with green cap RG 59 with red cap RG 62 with white cap same as above	
A-NCW/58 K A-NCW/58 KE	50 Ω 50 Ω	Termination plug with earthing chain same as above	
A-NCT/58 A-NCT/62		Cable boots, PVC material, colour black, for cable. RG 58 C/U cable RG 59 B/U, RG 62 A/U	