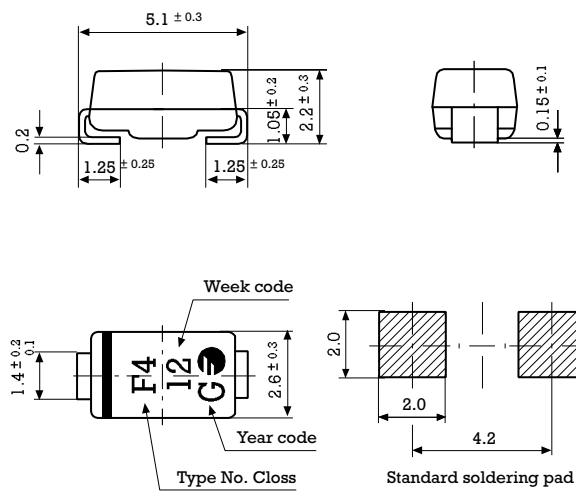



1 Amp. Surface Mounted Glass Passivated Fast Recovery Rectifier

<p>Dimensions in mm.</p>  <p>CASE: SMA/DO-214AC</p>	<p>Voltage 50 to 1000 V</p> <p>Current 1.0 A</p> 
	<ul style="list-style-type: none"> • Glass passivated junction • High current capability • The plastic material carries U/L 94 V-0 • Low profile package • Easy pick and place • High temperature soldering 260 °C 10 sec
	<p>MECHANICAL DATA</p> <p>Terminals: Solder plated, solderable per IEC 68-2-20. Standard Packaging: 4 mm. tape (EIA-RS-481). Weight: 0.064 g.</p>

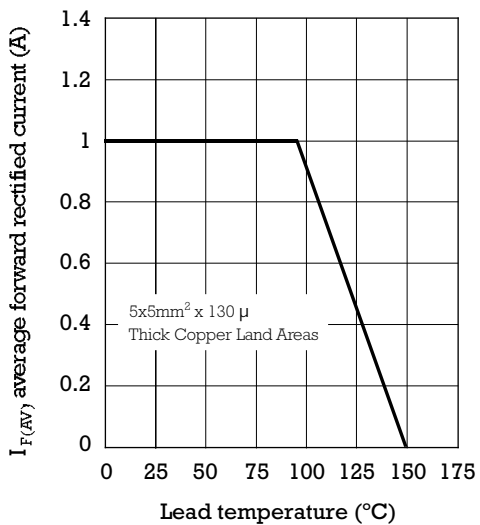
Maximum Ratings and Electrical Characteristics at 25 °C

		FRS1A	FRS1B	FRS1D	FRS1G	FRS1J	FRS1K	FRS1M
Marking Code		F1	F2	F3	F4	F5	F6	F7
V_{RRM}	Maximum Recurrent Peak Reverse Voltage	50	100	200	400	600	800	1000
V_{RMS}	Maximum RMS Voltage	35	70	140	280	420	560	700
V_{DC}	Maximum DC Blocking Voltage	50	100	200	400	600	800	1000
$I_{F(AV)}$	Forward current at $T_L = 95\text{ °C}$	1.0 A						
I_{FSM}	8.3 ms. peak forward surge current (Jedec Method)	30 A						
V_F	Maximum Instantaneous Forward Voltage at 1.0A	1.3 V						
I_R	Maximum DC Reverse Current $T_a = 25\text{ °C}$ at Rated DC Blocking Voltage $T_a = 125\text{ °C}$	$5\mu\text{ A}$ $50\mu\text{ A}$						
t_{rr}	Maximum Reverse Recovery Time (0.5/1/0.25A)	150 ns				250 ns	500 ns	
C_j	Typical Junction Capacitance (1MHz; -4V)	8 pF						
$R_{th(j-l)}$ $R_{th(j-a)}$	Typical Thermal Resistance (5x5 mm ² x 130 μ Copper Area)	27 °C/W 75 °C/W						
$T_j - T_{stg}$	Operating Junction and Storage Temperature Range	-55 to + 150 °C						

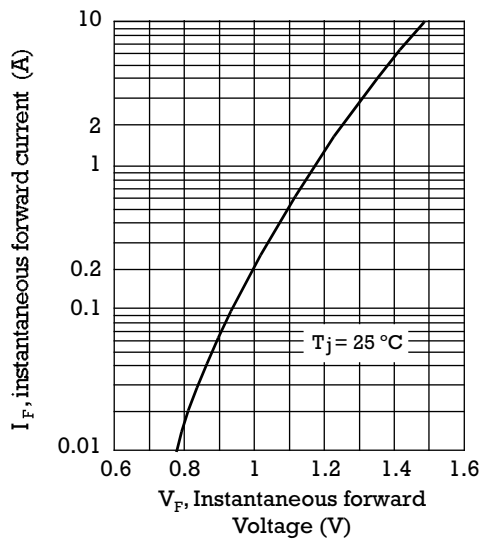


Rating And Characteristic Curves

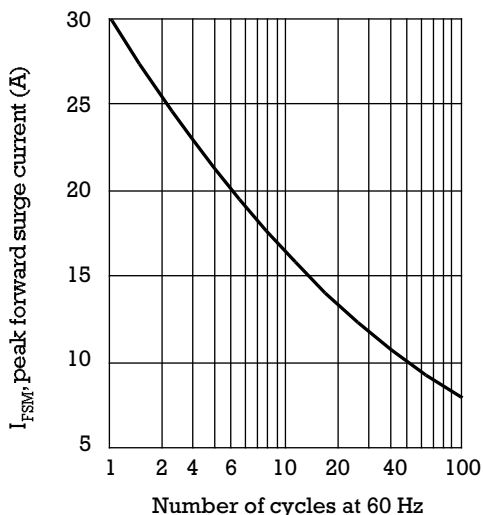
FORWARD CURRENT DERATING CURVE



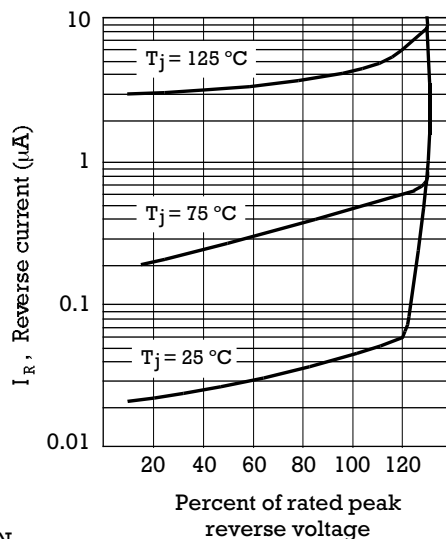
TYPICAL FORWARD CHARACTERISTIC



MAXIMUM NON REPETITIVE PEAK FORWARD SURGE CURRENT



TYPICAL REVERSE CHARACTERISTIC



TYPICAL JUNCTION CAPACITANCE

