

RoHS Compliant Product
A suffix of "-C" specifies halogen & lead-free

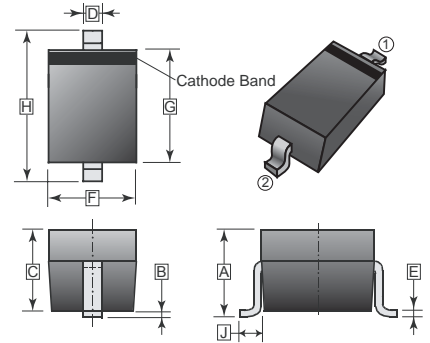
FEATURES

- High Current Capability
- Extremely Low Thermal Resistance
- For Surface Mount Application
- Higher Temp Soldering : 250°C for 10 Seconds at Terminals
- Super Low Forward Voltage

MECHANICAL DATA

- Case: Molded Plastic
- Epoxy: UL 94V-0 Rate Flame Retardant
- Lead: Solderable per MIL-STD-202, method 208 guaranteed
- Polarity: Color Band Denotes Cathode End
- Mounting Position: Any

SOD-123



REF.	Millimeter		REF.	Millimeter	
	Min.	Max.		Min.	Max.
A	0.95	1.35	F	1.40	1.80
B	0.10 REF.		G	2.55	2.85
C	1.05	1.15	H	3.55	3.85
D	0.30	0.78	J	0.50 REF.	
E	0.08	0.25			

MARKING CODE

KA

PACKAGE INFORMATION

Package	MPQ	Leader Size
SOD-123	3K	7 inch

MAXIMUM RATINGS AND ELECTRICAL CHARACTERISTICS

(Rating 25°C ambient temperature unless otherwise specified. Single phase half wave, 60Hz, resistive or inductive load.
For capacitive load, de-rate current by 20%)

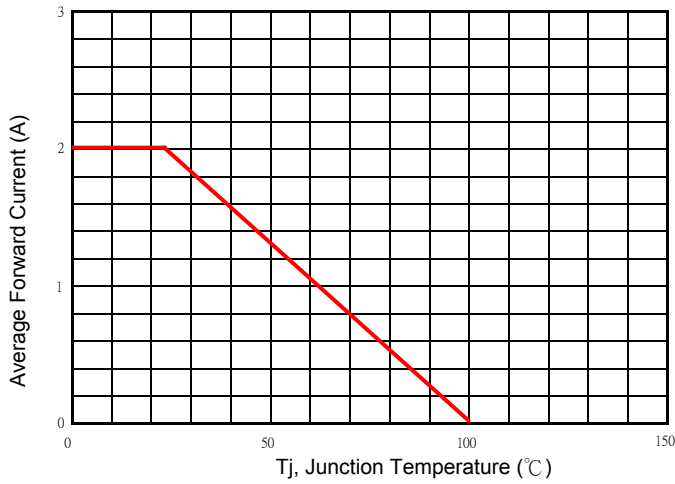
Parameter	Symbol	Rating	Unit
Maximum Recurrent Peak Reverse Voltage	V_{RRM}	20	V
Working Peak Reverse Voltage	V_{RWM}	20	V
Maximum DC Blocking Voltage	V_R	20	V
Average Forward Current @ $T_J=25^\circ\text{C}$	$I_{F(AV)}$	2	A
Peak Forward Current @ 8.3 ms Half Sine	I_{FSM}	10	A
Maximum Instantaneous Forward Voltage @ $T_J = 25^\circ\text{C}$	$I_F=1\text{A}$	0.34	V
	$I_F=2\text{A}$	0.43	
Maximum DC Reverse Current At Rated DC Blocking Voltage	$T_J = 25^\circ\text{C}$	1	mA
	$T_J = 75^\circ\text{C}$	15	
Typical Junction Capacitance ¹	C_J	95	pF
Typical Thermal Resistance ²	$R_{\theta JA}$	310	°C/W
Operating Temperature Range	T_J	-50~100	°C
Storage temperature	T_{STG}	-65~100	°C

Notes:

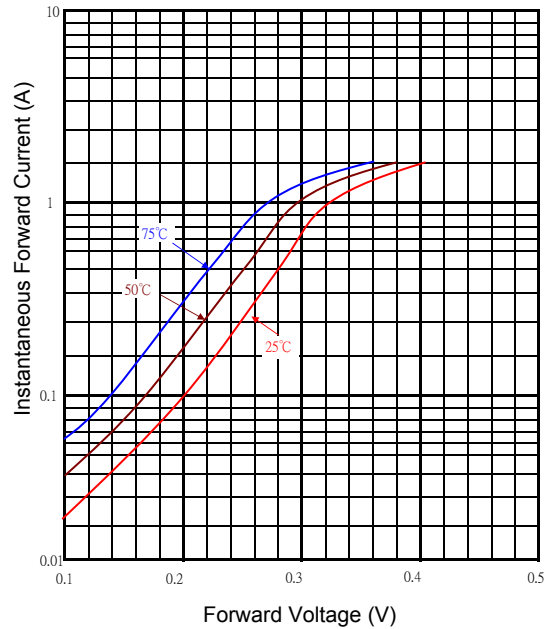
1. Measured at 1MHz and applied reverse of 5V DC.
2. FR-4 PCB, 2 oz. 0.7mm x 1.2mm copper pad.

RATINGS AND CHARACTERISTIC CURVES

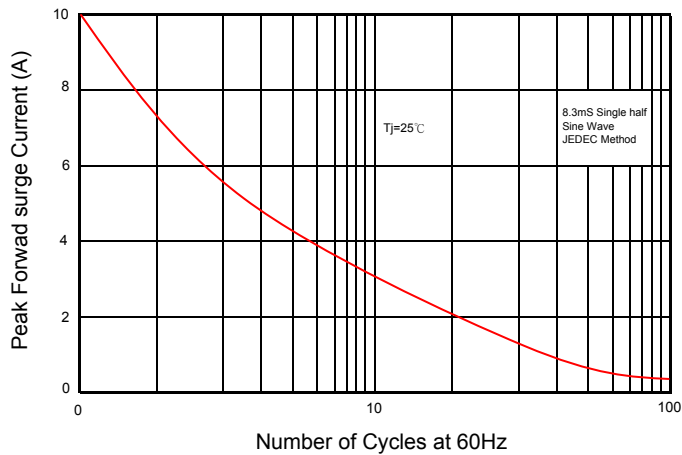
Typical Forward Current Derating Curve



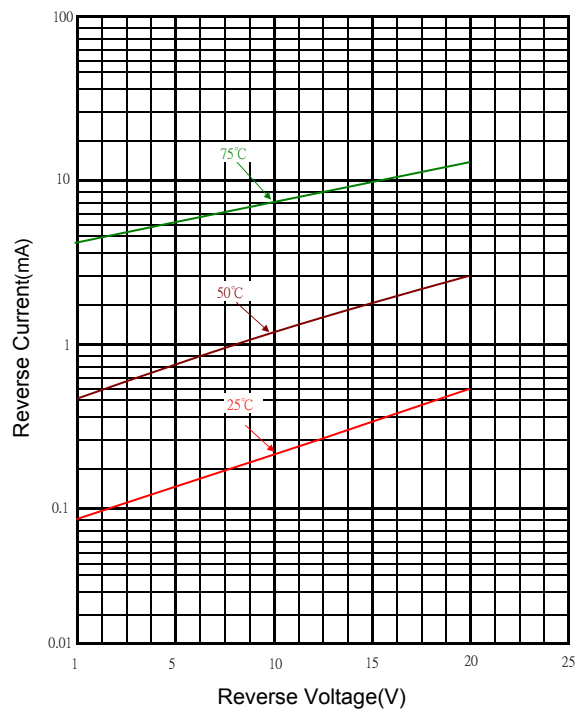
Typical Forward Characteristic



Maximum Non- Repetitive Forward Surge Current



Typical Reverse Characteristic



Typical Junction Capacitance

