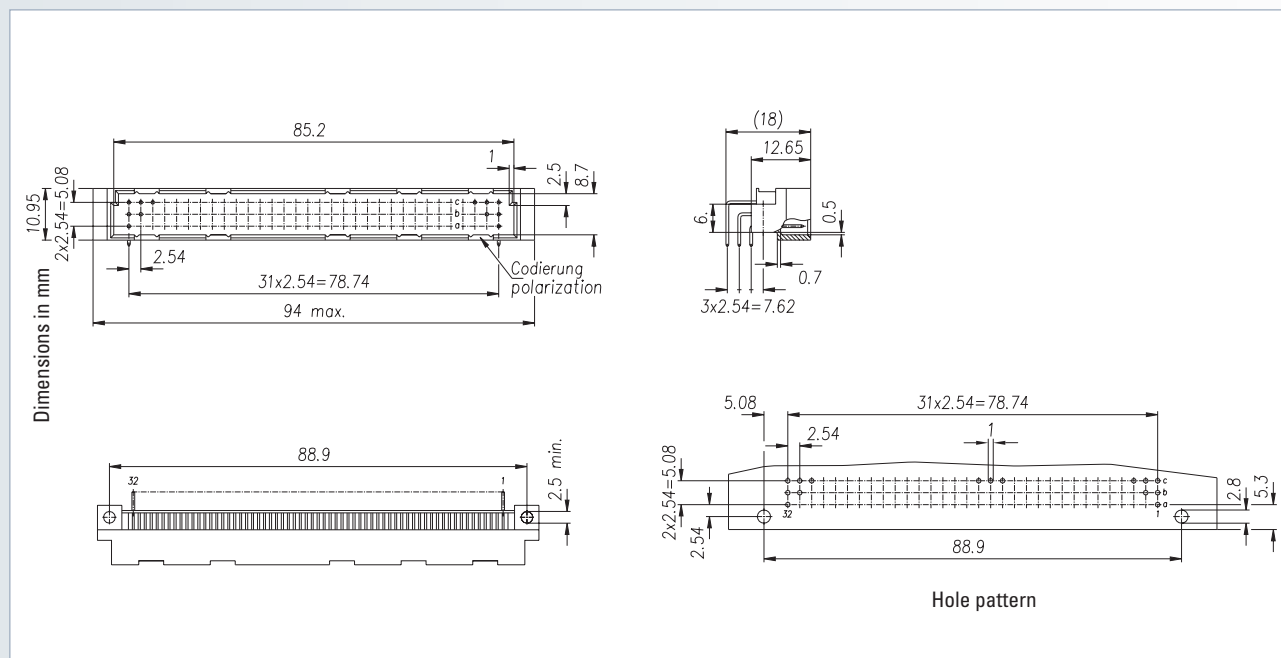


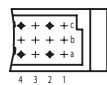
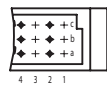
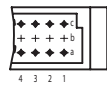
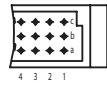


# Connectors according to DIN 41612 / IEC 60603-2


## Type C

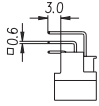
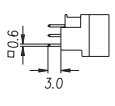
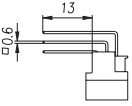




Male connector



No. of contacts	Contact arrangement	Press-fit technology – Performance level II	
		Termination length	
			
Part number			
32		103-60014	103-65015
48		103-60044	103-65045
64		103-60054	103-65055
96		103-60064	103-65065

<b>Accessories</b> <ul style="list-style-type: none"> <li>– Press-fit tool (see page 206)</li> <li>– Support tool (see page 207)</li> <li>– Coding accessories (see page 160)</li> </ul>	<b>On request</b> <ul style="list-style-type: none"> <li>– Performance levels I + III or customer-specific</li> <li>– Special contact length</li> </ul>	<b>Options</b> <ul style="list-style-type: none"> <li>– Contact arrangement (see page 162)</li> </ul>
<b>Note</b> <ul style="list-style-type: none"> <li>– * Rear mating zone Ni, Au</li> </ul>		



No. of contacts	Contact arrangement	Solder technology – Performance level II		
		Termination length		
				
Part number				
32		103-40014	103-40015	103-40194
48		103-40024	103-40025	103-40144
64		103-40034	103-40035	103-40154
96		103-40064	103-40065	103-40174

<p><b>Accessories</b></p> <ul style="list-style-type: none"> <li>– Coding accessories (see page 160)</li> </ul>	<p><b>On request</b></p> <ul style="list-style-type: none"> <li>– Performance levels I + III or customer-specific</li> <li>– Special contact length</li> <li>– Also in THTR</li> </ul>	<p><b>Options</b></p> <ul style="list-style-type: none"> <li>– Board lock (see page 159)</li> <li>– Contact arrangement (see page 162)</li> </ul>
---	--	---