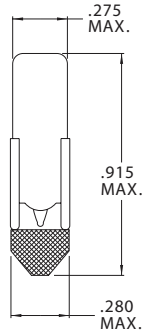
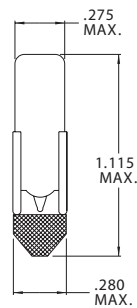


## T-2 Telephone Slide Base - Type 5 (short)



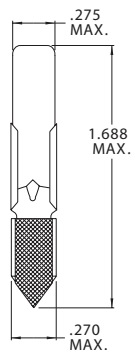
| Part Number | Design Voltage | Amps | MSCP  | Life Hours | Filament Type |
|-------------|----------------|------|-------|------------|---------------|
| CM18ESB     | 18.0           | .040 | 850   | 5,000      | C-2F          |
| CM24CSB     | 24.0           | .017 | 100   | 15,000     | C-2F          |
| CM24ESB     | 24.0           | .040 | 850   | 8,000      | C-2F          |
| CM28ESB     | 28.0           | .040 | 1,500 | 6,000      | C-2F          |
| CM48ESB     | 48.0           | .040 | 3,000 | 5,000      | CC-2F         |

## T-2 Telephone Slide Base - Type 5 (standard)



| Part Number | Design Voltage | Amps | MSCP  | Life Hours | Filament Type |
|-------------|----------------|------|-------|------------|---------------|
| CM6PSB      | 6.0            | .140 | 550   | 20,000     | C-2V          |
| CM12PSB     | 12.0           | .170 | 2,000 | 12,000     | C-2F          |
| CM24PSB     | 24.0           | .073 | 3,000 | 10,000     | C-2F          |
| CM28PSB     | 28.0           | .040 | 1,600 | 5,000      | C-2F          |
| CM48PSB     | 48.0           | .053 | 1,800 | 10,000     | C-7A          |
| CM60PSB     | 60.0           | .050 | 2,200 | 7,500      | C-7A          |
| CM120PSB    | 120.0          | .025 | 1,200 | 5,000      | CC-7A         |

## T-2 Telephone Slide Base - Type 3



| Part Number | Design Voltage | Amps | MSCP  | Life Hours | Filament Type |
|-------------|----------------|------|-------|------------|---------------|
| CM4A        | 4.0            | .190 | 450   | 5,000      | C-2           |
| CM6A        | 6.0            | .140 | 510   | 15,000     | C-2V          |
| CM6B        | 6.0            | .290 | 270   | 15,000     | C-2F          |
| CM6C        | 6.0            | .040 | 180   | 4,000      | C-2           |
| CM8A        | 8.0            | .090 | 600   | 1,000      | C-2           |
| CM10A       | 10.0           | .110 | 600   | 5,000      | C-2V          |
| CM10B       | 10.0           | .250 | 900   | 5,000      | C-2F          |
| CM10EX      | 10.0           | .035 | 100   | 10,000     | C-6           |
| CM12A       | 12.0           | .100 | 1,200 | 8,000      | C-2F          |
| CM12B       | 12.0           | .035 | 650   | 2,000      | C-6           |
| CM12C       | 12.0           | .170 | 1,500 | 5,000      | C-2V          |
| CM15A       | 15.0           | .100 | 720   | 1,000      | C-2F          |
| CM16A       | 16.0           | .100 | 720   | 5,000      | C-2F          |
| CM18A       | 18.0           | .040 | 800   | 1,000      | C-2F          |
| CM18B       | 18.0           | .100 | 600   | 10,000     | C-2F          |
| CM24A       | 24.0           | .030 | 600   | 1,000      | C-2F          |
| CM24B       | 24.0           | .040 | 1,000 | 4,000      | C-2F          |
| CM24C       | 24.0           | .072 | 1,400 | 6,000      | C-2F          |