



# ACE1500B

## P-Channel Enhancement Mode Field Effect Transistor

### Description

The ACE1500B is P-Channel enhancement mode power MOSFET which is produced with high cell density and DMOS trench technology. This device particularly suits low voltage applications, especially for battery powered circuits, the tiny and thin outline saves PCB consumption.

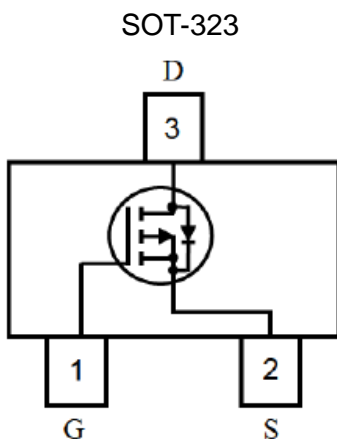
### Features

- $V_{DS}(V)=-20V$
- $I_D=-1.6A$  ( $V_{GS}=-4.5V$ )
- $R_{DS(ON)} < 155m\Omega$  ( $V_{GS}=-4.5V$ )
- $R_{DS(ON)} < 168m\Omega$  ( $V_{GS}=-2.5V$ )
- $R_{DS(ON)} < 220m\Omega$  ( $V_{GS}=-1.8V$ )

### Absolute Maximum Ratings

Parameter	Symbol	Max	Unit
Drain-Source Voltage	$V_{DSS}$	-20	V
Gate-Source Voltage	$V_{GSS}$	$\pm 12$	V
Drain Current (Continuous) $T_A=25^\circ C$	$I_D$	-1.6	A
Drain Current (Pulse)	$I_{DM}$	-5	
Power Dissipation $T_A=25^\circ C$	$P_D$	350	mW
Operating and Storage Temperature Range	$T_J, T_{STG}$	-55 to 150	$^\circ C$

### Packaging Type



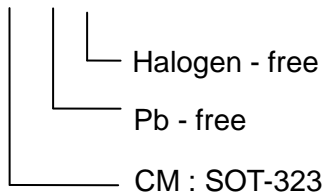


# ACE1500B

## P-Channel Enhancement Mode Field Effect Transistor

### Ordering information

ACE1500B XX + H



### Electrical Characteristics

$T_A=25^{\circ}\text{C}$  unless otherwise noted

Parameter	Symbol	Conditions	Min.	Typ.	Max.	Unit
Static						
Drain-Source Breakdown Voltage	$V_{(BR)DSS}$	$V_{GS}=0V, I_D=-250\mu A$	-20			V
Zero Gate Voltage Drain Current	$I_{DSS}$	$V_{DS}=-20V, V_{GS}=0V$			-1	$\mu A$
Gate Leakage Current	$I_{GSS}$	$V_{GS}=\pm 12V, V_{DS}=0V$			100	nA
Static Drain-Source On-Resistance	$R_{DS(ON)}$	$V_{GS}=-4.5V, I_D=-1A$		145	155	m $\Omega$
		$V_{GS}=-2.5V, I_D=-0.5A$		150	168	
		$V_{GS}=-1.8V, I_D=-0.3A$		180	220	
Gate Threshold Voltage	$V_{GS(th)}$	$V_{DS}=V_{GS}, I_D=-250\mu A$	-0.4	-0.7	-1	V
Forward Transconductance	$g_{FS}$	$V_{DS}=-5V, I_D=-2A$		5		S
Diode Forward Voltage	$V_{SD}$	$I_{SD}=-1.6A, V_{GS}=0V$		-0.93	-1.1	V
Maximum Body-Diode Continuous Current	$I_S$				-1.6	A
Switching						
Total Gate Charge	$Q_g$	$V_{DS}=-6V, I_D=-2.8A$ $V_{GS}=-4.5V$		4.9		nC
Gate-Source Charge	$Q_{gs}$			0.62		
Gate-Drain Charge	$Q_{gd}$			1.07		
Turn-On Delay Time	$T_{d(on)}$	$V_{DS}=-6V, R_{GEN}=6\Omega,$ $V_{GS}=-4.5V$ $R_L=6\Omega$		10.1		ns
Turn-On Rise Time	$t_f$			4.76		
Turn-Off Delay Time	$t_{d(off)}$			84.1		
Turn-Off Fall Time	$t_f$			25.2		
Dynamic						
Input Capacitance	$C_{iss}$	$V_{DS}=-6V, V_{GS}=0V$ $f=1\text{MHz}$		472		pF
Output Capacitance	$C_{oss}$			71		
Reverse Transfer Capacitance	$C_{rss}$			51		

Notes:

1. Pulse test; pulse width  $\leq 300 \mu s$ , duty cycle  $\leq 2 \%$ .
2. Guaranteed by design, not subject to production testing.



Typical Performance Characteristics

Fig.1 Output Characteristic

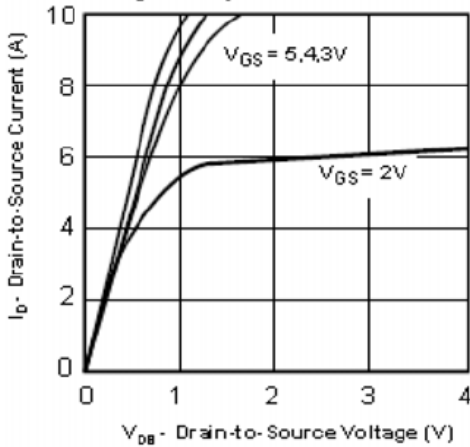


Fig.2 Transfer Characteristics

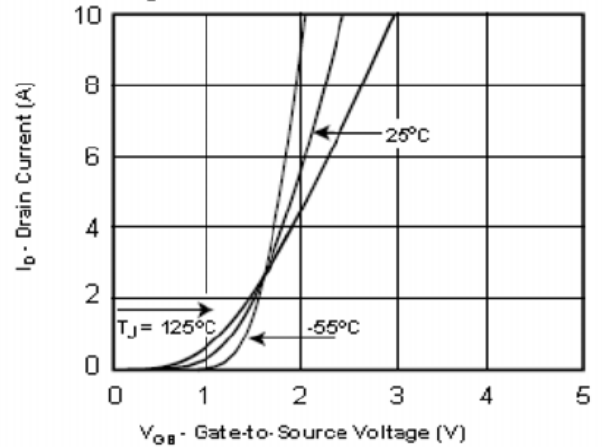


Fig.3 On-Resistance Variation with Temperature

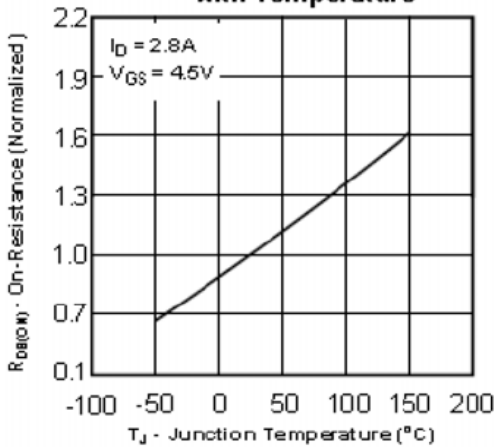


Fig.4 Body Diode Forward Voltage Variation with Source Current

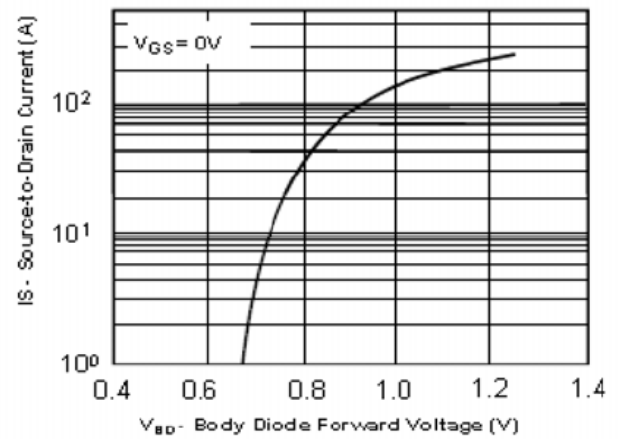


Fig.5 Gate Threshold Variation with Temperature

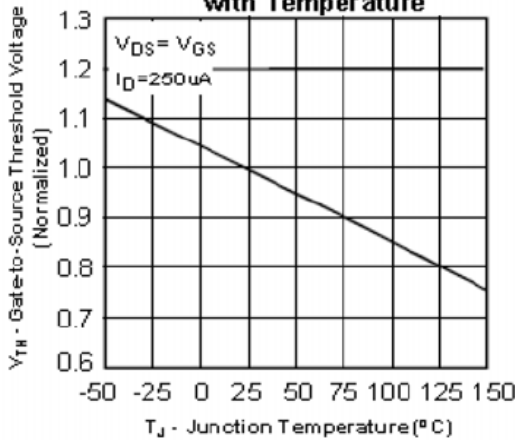
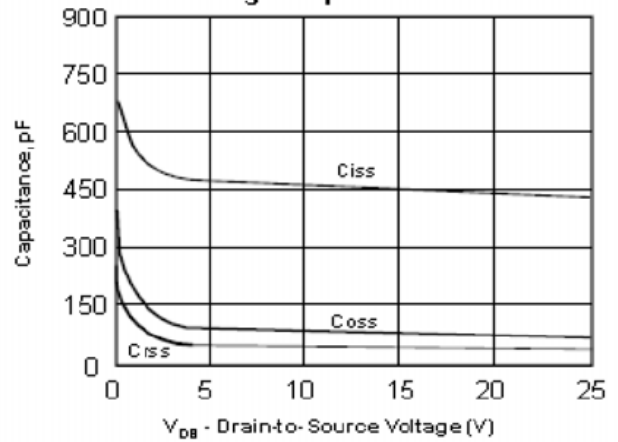


Fig.6 Capacitance





Typical Performance Characteristics

Fig. 7 Gate Charge Waveform

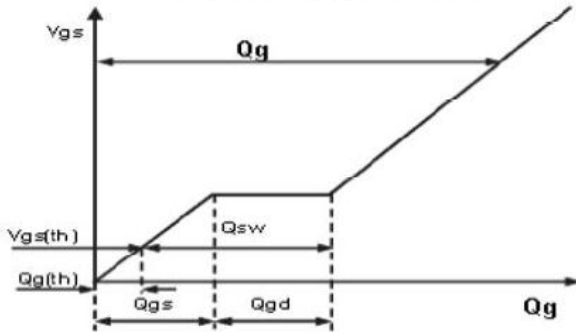


Fig. 8 Gate Charge

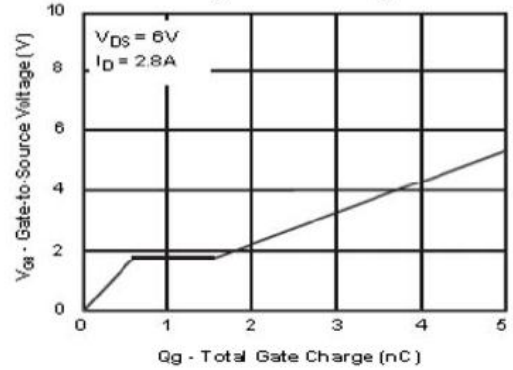


Fig. 9 Maximum Safe Operating Area

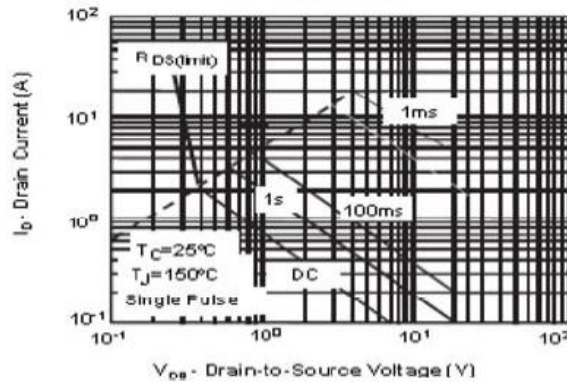
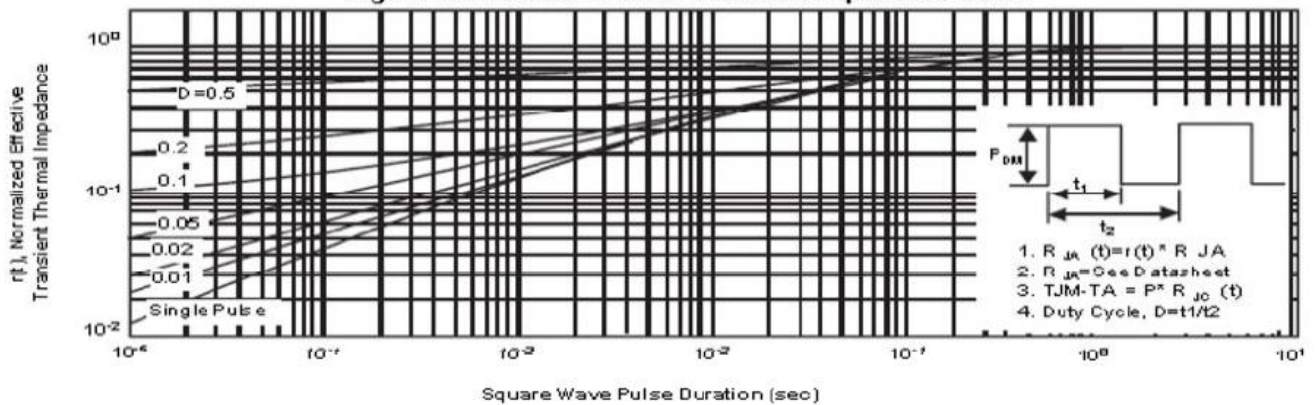


Fig. 10 Normalized Thermal Transient Impedance Curve



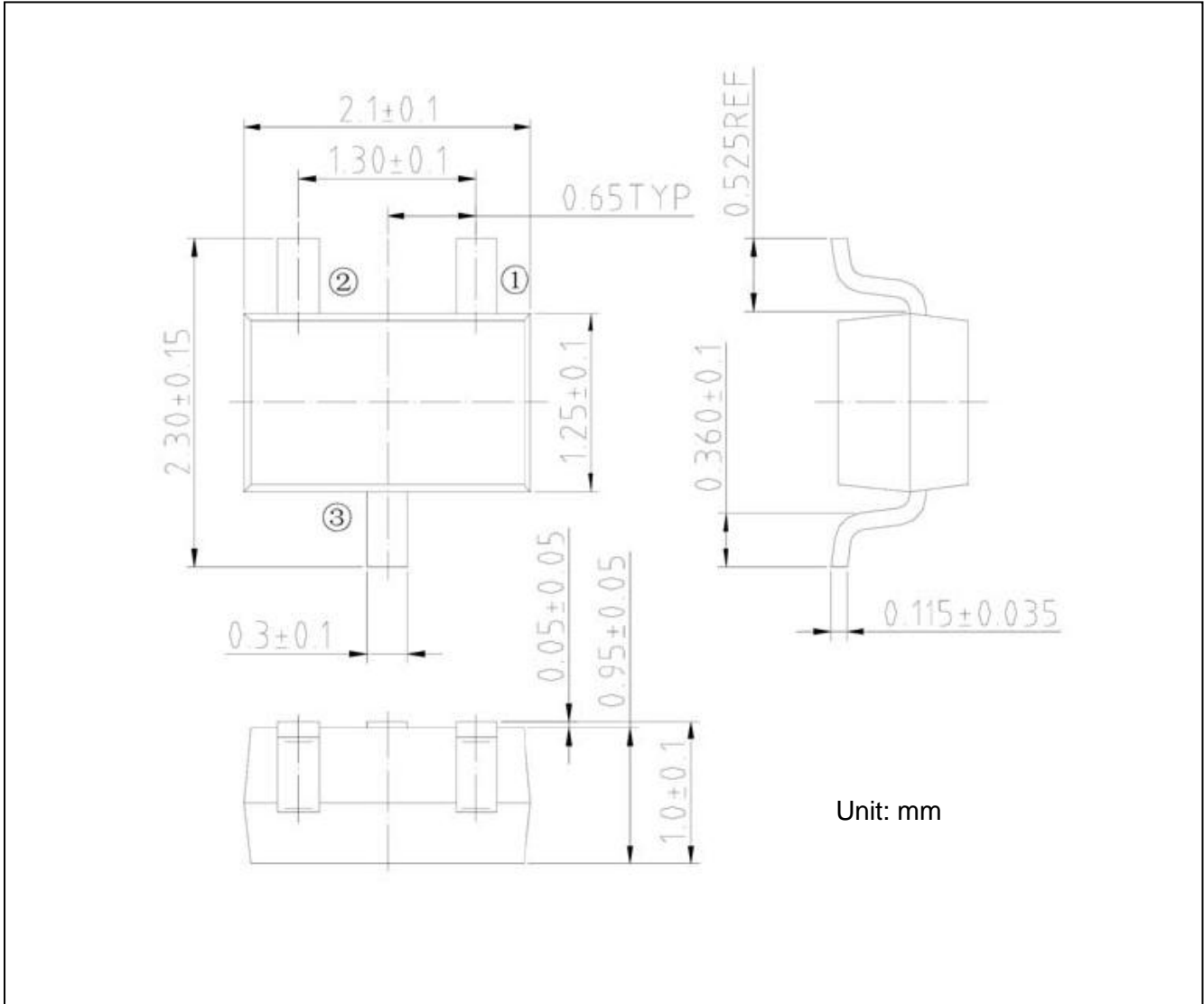


# ACE1500B

## P-Channel Enhancement Mode Field Effect Transistor

### Packing Information

#### SOT-323





# ACE1500B

## P-Channel Enhancement Mode Field Effect Transistor

### Notes

ACE does not assume any responsibility for use as critical components in life support devices or systems without the express written approval of the president and general counsel of ACE Electronics Co., LTD. As sued herein:

1. Life support devices or systems are devices or systems which, (a) are intended for surgical implant into the body, or (b) support or sustain life, and whose failure to perform when properly used in accordance with instructions for use provided in the labeling, can be reasonably expected to result in a significant injury to the user.
2. A critical component is any component of a life support device or system whose failure to perform can be reasonably expected to cause the failure of the life support device or system, or to affect its safety or effectiveness.

ACE Technology Co., LTD.  
<http://www.ace-ele.com/>