

RoHS Compliant Product  
A suffix of "-C" specifies halogen & lead-free

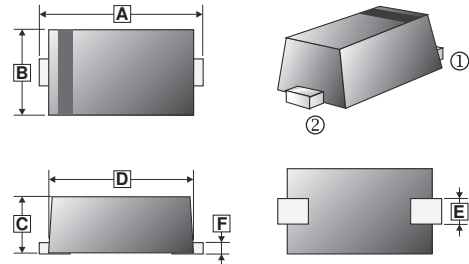
## FEATURES

- High speed switching.
- High reliability.
- High reliability with high surge current handling capability

## MECHANICAL DATA

- Extremely small surface mounting type. (EMD2)
- High speed.
- Silicon epitaxial planer

### SOD-523




## MARKING CODE

A

REF.	Millimeter		REF.	Millimeter	
	Min.	Max.		Min.	Max.
A	1.50	1.70	D	1.10	1.30
B	0.70	0.90	E	0.25	0.35
C	0.50	0.77	F	0.07	0.20

## PACKAGE INFORMATION

Package	MPQ	Leader Size
SOD-523	3K	7 inch



## ABSOLUTE MAXIMUM RATINGS (T<sub>A</sub>=25°C unless otherwise specified)

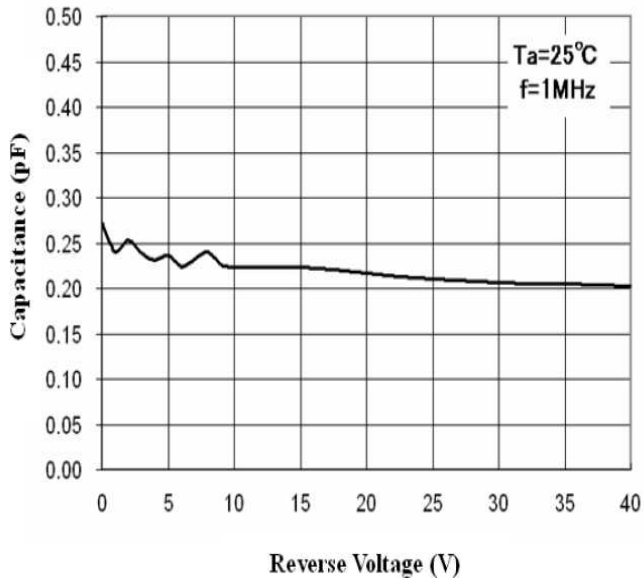
Parameters	Symbol	Rating	Unit
Non-Repetitive Peak Reverse Voltage	V <sub>RSM</sub>	100	V
Forward Current	I <sub>FM</sub>	200	mA
Peak Forward Surge Current (Pulse Width=1s)	I <sub>FSM</sub>	500	mA
Power Dissipation	P <sub>D</sub>	200	mW
Operating Junction and Storage Temperature	T <sub>J</sub> , T <sub>STG</sub>	150, -55~150	°C

## ELECTRICAL CHARACTERISTICS (T<sub>A</sub>=25°C unless otherwise specified)

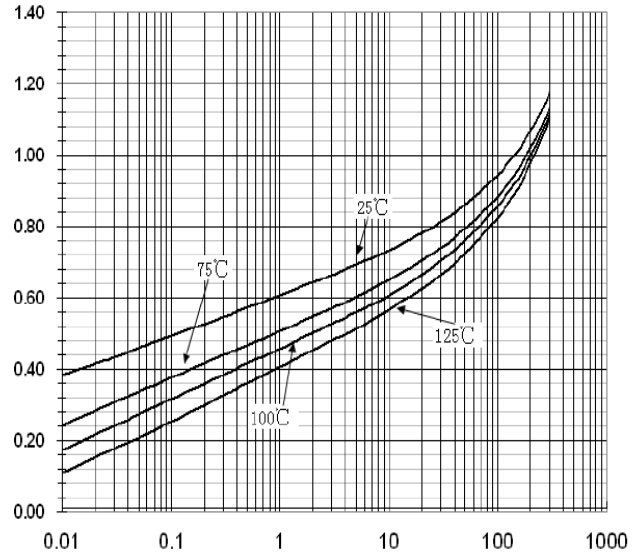
Parameters	Symbol	Min.	Max.	Unit	Test Conditions
Breakdown Voltage	B <sub>V</sub>	100		V	I <sub>R</sub> =100μA
Forward Voltage	V <sub>F</sub>	-	1.2	V	I <sub>F</sub> =100mA
Maximum DC Reverse Current at rated DC blocking Voltage	I <sub>R</sub>	-	100	nA	V <sub>R</sub> =80V
Capacitance	C	-	4	pF	V <sub>R</sub> =0.5V, f=1MHz
Maximum Reverse Recovery Time	T <sub>RR</sub>	-	4	nS	I <sub>F</sub> =10mA, V <sub>R</sub> =6V, R <sub>L</sub> =100Ω

**ELECTRICAL CHARACTERISTICS**

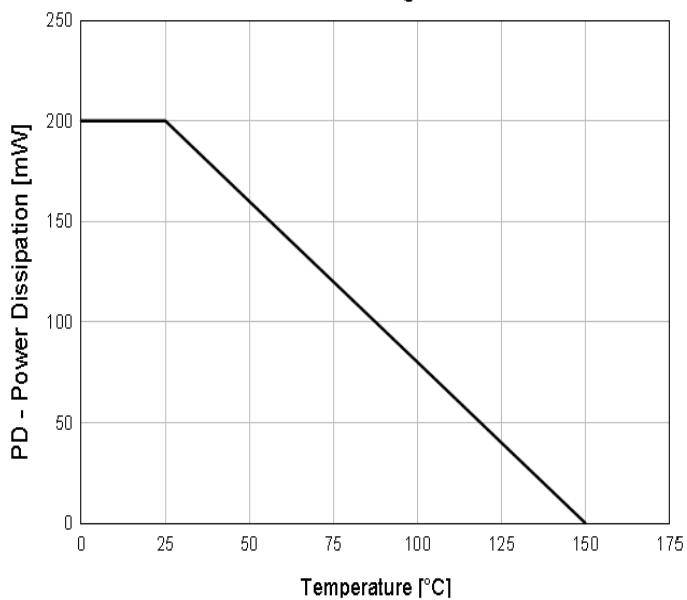
Total Capacitance



Forward Voltage vs Ambient Temperature



Power Derating Curve



Reverse Current vs Reverse Voltage

