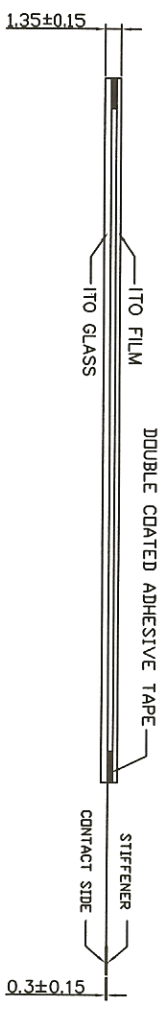
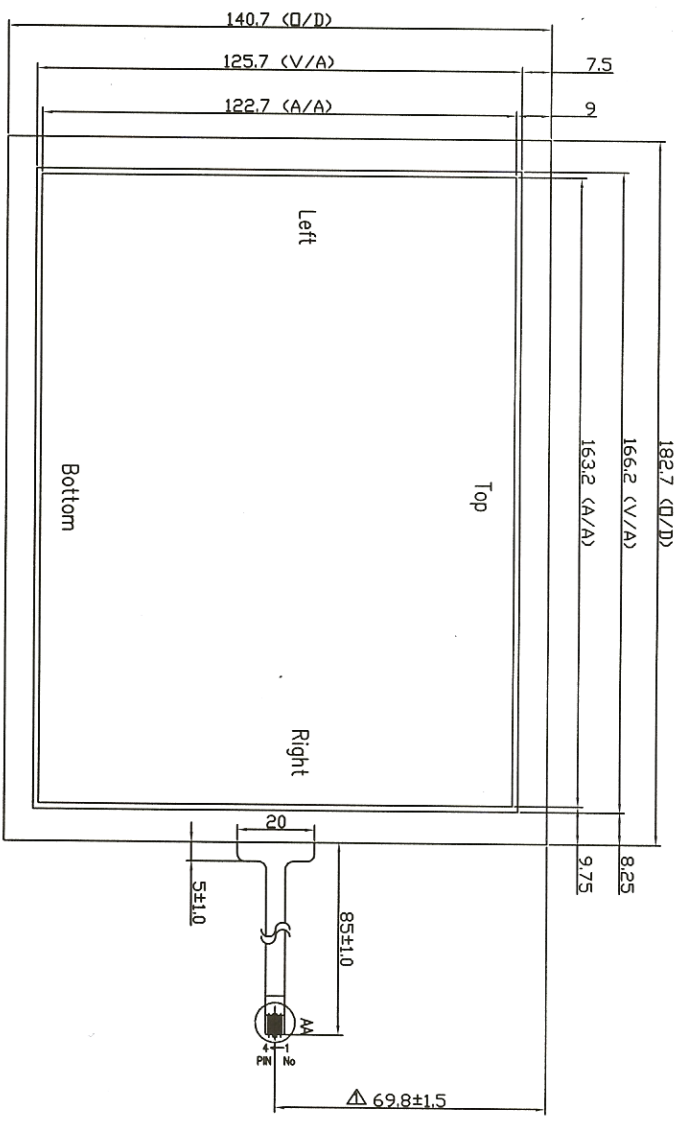


PRELIMINARY

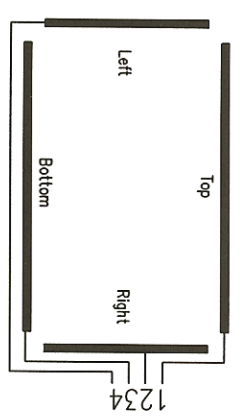


1	70.35-->89.8	05.04.04	B. J. LEE	J. W. AHN		J. W. AHN
0	NEW DRAW	05.04.02	B. J. LEE		J. W. AHN	
REVM	REVISED	DATE	DRAWN	CHECKED	APPROVED	DRAW

REMARK

1. Glass Thk: 1.1mm
2. Film Type: Non_Glare
3. Total Thk: 1.35±0.15mm
4. Linearity: ±1.5 or less
5. Transmittance: 80% or more
6. Resistance
200<X<900 ohm
7. Connector: FPC
200<X<900 ohm
8. General Tolerance: ±0.3

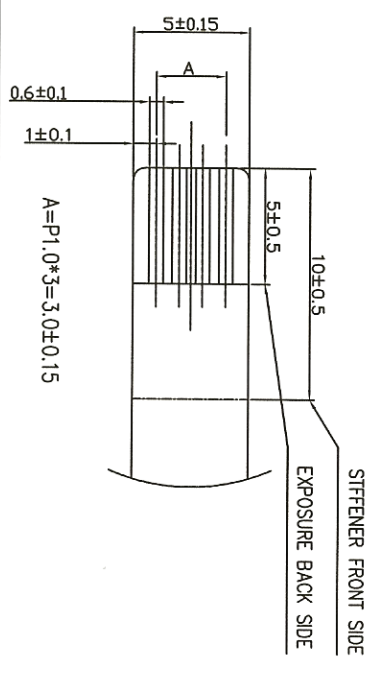
CIRCUIT DIAGRAM



SIGNAL ASSIGNMENT

Pin No	Signal
1	Top
2	Right
3	Bottom
4	Left

Detail "AA" (Scale=6/1)



APPROVE	STD. TOL	UNIT	SCALE	DRAWING NO.	REV.
CHECK	±0.3	mm	NONE		
DESIGN				DESCRIPTION	SHEET
DRAW				8.0" TOUCH PANEL	1/1