


Metal Oxide Varistor : TVR-D Series



Disc Type Varistor for Surge Protection (High Surge Series)

■ Features

1. RoHS compliant
2. Halogen-free series are available
3. Body size: $\Phi 7\text{mm} \sim \Phi 20\text{mm}$
4. Wide operating voltage range: 115Vac ~ 680Vac
5. High surge current rating up to 13KA
6. High energy rating up to 720 Joule
7. Operating temperature range: $-40^{\circ}\text{C} \sim +85^{\circ}\text{C}$
Storage temperature range: $-40^{\circ}\text{C} \sim +125^{\circ}\text{C}$
8. Agency recognition: UL 1449 3rd/cUL/VDE/CQC
9. TVR10-D, 14-D, and 20-D meet IEC60950-1:2013 Annex Q requirement
10. TVR20-D series for SPD Type 2 is available



Note: * of the marking stands for TVR-D series

■ Recommended Applications

1. Power supply
2. Home appliance
3. Industrial equipment
4. Telecommunication or telephone system
5. Smart meter
6. PLC (Power line communication)
7. Lighting products
8. Photovoltaic industry

■ Part Number Code

$\Phi 7\text{mm} \sim \Phi 20\text{mm}$

T	V	R	1	4	2	4	1	K	S						W
1	2	3	4	5	6	7	8	9	10	11	12	13	14	15	16
Product Type		Body Size		Varistor Voltage (V_{1mA})			Tolerance of V_{1mA}		Internal Control Code			Optional Suffix			
TVR	THINKING Varistor TVR series		07	$\Phi 7\text{mm}$	180	$18 \times 10^0\text{V} = 18\text{V}$		K	$\pm 10\%$		01~ZZ			D	High surge series
			10	$\Phi 10\text{mm}$	241	$24 \times 10^1\text{V} = 240\text{V}$							W	High surge series, RoHS compliant	
			14	$\Phi 14\text{mm}$	102	$10 \times 10^2\text{V} = 1000\text{V}$							K	High surge series, RoHS compliant & Halogen-Free	
			20	$\Phi 20\text{mm}$	Appearance		Packaging			S					
					S	Straight lead, epoxy coating		AR	Tape & reel packing (hole pitch: 12.7mm)		High surge series for UL 1449 3 rd SPD Type 2 application, RoHS compliant (TVR20 only)				
					F	Y kink lead, epoxy coating		ER	Tape & reel packing (hole pitch: 15.0mm)		N				
					T	L kink lead, epoxy coating		AB	Tape & ammo box packing (hole pitch: 12.7mm)		High surge series for UL 1449 3 rd SPD Type 2 application, RoHS compliant & Halogen-Free (TVR20 only)				
								EB	Tape & ammo box packing (hole pitch: 15.0mm)						
								C	Bulk & cut lead (followed by the codes of 2 lead length)						
								Blank	Bulk						

Note: Optional suffix will be the 11th digit if packaging and internal control codes are not coded.

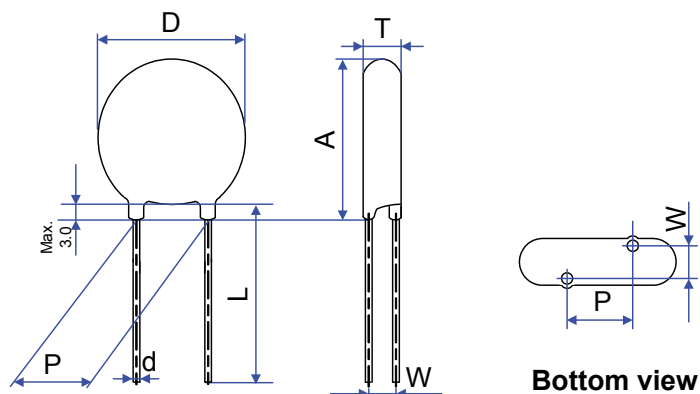
Metal Oxide Varistor : TVR-D Series



Disc Type Varistor for Surge Protection (High Surge Series)

Structures and Dimensions

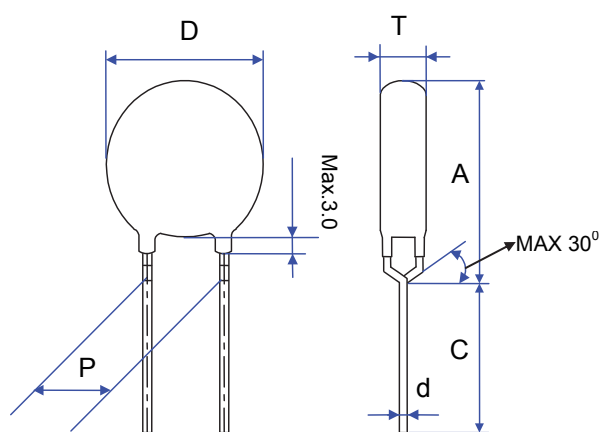
- S Type (Straight lead)



(Unit: mm)

Series	D	Lmin.	d	P	Amax.	Tmax.	W
TVR07-D	7.5~9.5	26.5	0.6±0.02	5±1	12.5	Please refer to Electrical Characteristics Table	
TVR10-D	12.0~14.0	26.5	0.8±0.02	7.5±1	17.5		
TVR14-D	16.0~18.5	26.5	0.8±0.02	7.5±1	21.5		
TVR20-D	22~24.5	22.5	1.0±0.02	10±1	28.5		

- F Type (Y kink lead)



(Unit: mm)

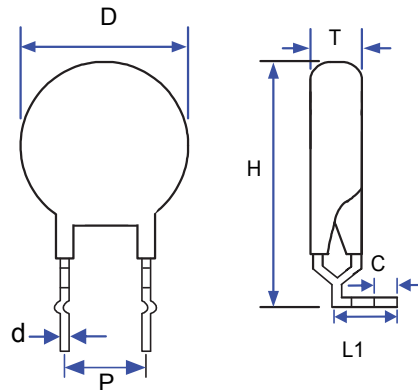
Series	D	Cmin.	d	P	Amax.	Tmax.	W
TVR07-D	7.5~9.5	20	0.6±0.02	5±1	12.5	Please refer to Electrical Characteristics Table	
TVR10-D	12.0~14.0	20	0.8±0.02	7.5±1	18.0		
TVR14-D	16.0~18.5	20	0.8±0.02	7.5±1	22.0		
TVR20-D	22~24.5	20	1.0±0.02	10±1	29.0		

Metal Oxide Varistor : TVR-D Series



Disc Type Varistor for Surge Protection (High Surge Series)

- T Type (L kink lead)



(Unit: mm)

Series	D	C	d	P	Amax.	Hmax.	Tmax.
TVR10-D	12.0~14.0	3.8±0.8	0.8±0.02	7.5±1	22.0	7.0±1	Please refer to Electrical Characteristics Table
TVR14-D	16.0~18.5		0.8±0.02	7.5±1	26.5	7.0±1	
TVR20-D	22.0~24.5		1.0±0.02	10±1	33.0	9.0±1	

Metal Oxide Varistor : TVR-D Series



Disc Type Varistor for Surge Protection (High Surge Series)

■ Electrical Characteristics

07-D Series

Certified Model No.	Part No.	Varistor Voltage (@ 1mA DC)	Max. Continuous Voltage			Max. Clamping Voltage (8/20μs)		Max. Surge Current (8/20μs)	Rated Power	Max. Energy (10/1000μs)	Reference Capacitance @1KHz	Dimension			UL 1449 3 rd SPD Application
		V _{1mA}	V _{AC(rms)}	V _{DC}	V _P	I _P	I _{max}	P	W _{max}	C _p	T _{min}	T _{max}	W ±1.0		
		(V)	(V)	(V)	(V)	(A)	(A)	(W)	(J)	(pF)	(mm)				
TVR07181-D	TVR07181KSW	180 (162~198)	115	150	300	10	1800	0.25	19	255	2.0	3.9	1.4	For Other Application	
TVR07201-D	TVR07201KSW	200 (180~220)	130	170	340	10	1800	0.25	21	230	2.1	4.0	1.5		
TVR07221-D	TVR07221KSW	220 (198~242)	140	180	360	10	1800	0.25	23	210	2.1	4.0	1.5		
TVR07241-D	TVR07241KSW	240(216~264)	150	200	395	10	1800	0.25	25	195	2.3	4.2	1.6		
TVR07271-D	TVR07271KSW	270 (243~297)	175	225	455	10	1800	0.25	28	175	2.4	4.4	1.7		
TVR07301-D	TVR07301KSW	300 (270~330)	195	250	500	10	1800	0.25	32	155	2.7	4.4	1.9		
TVR07331-D	TVR07331KSW	330 (297~363)	215	275	550	10	1800	0.25	34	140	2.8	4.5	2.0		
TVR07361-D	TVR07361KSW	360 (324~396)	230	300	595	10	1800	0.25	37	130	2.9	4.6	2.1		
TVR07391-D	TVR07391KSW	390 (351~429)	250	320	650	10	1800	0.25	40	120	3.1	4.8	2.3		
TVR07431-D	TVR07431KSW	430 (387~473)	275	350	710	10	1800	0.25	46	100	3.0	5.1	2.3		
TVR07471-D	TVR07471KSW	470 (423~517)	300	385	775	10	1800	0.25	49	90	3.2	5.2	2.4		
TVR07511-D	TVR07511KSW	510 (459~561)	320	410	845	10	1800	0.25	54	85	3.4	5.4	2.6		
TVR07561-D	TVR07561KSW	560 (504~616)	350	450	930	10	1800	0.25	55	80	3.6	5.5	2.8		
TVR07621-D	TVR07621KSW	620 (558~682)	395	510	1020	10	1800	0.25	59	80	3.9	5.9	3.0		
TVR07681-D	TVR07681KSW	680 (612~748)	420	560	1120	10	1800	0.25	62	75	4.1	6.2	3.2		
TVR07751-D	TVR07751KSW	750 (675~825)	465	615	1235	10	1800	0.25	66	70	4.4	6.4	3.5		
TVR07821-D	TVR07821KSW	820 (738~902)	510	670	1355	10	1800	0.25	71	65	4.5	6.4	3.2		

Metal Oxide Varistor : TVR-D Series



Disc Type Varistor for Surge Protection (High Surge Series)

10-D Series

Certified Model No.	Part No.	Varistor Voltage (@ 1mA DC)	Max. Continuous Voltage		Max. Clamping Voltage (8/20μs)		Max. Surge Current (8/20μs)	Rated Power	Max. Energy (10/1000μs)	Reference Capacitance @1KHz	Dimension			UL 1449 3 rd SPD Application
		V _{1mA}	V _{AC(rms)}	V _{DC}	V _P	I _P	I _{max}	P	W _{max}	C _p	T _{min}	T _{max}	W ±1.0	
		(V)	(V)	(V)	(V)	(A)	(A)	(W)	(J)	(pF)	(mm)			
TVR10181-D	TVR10181KSW	180 (162~198)	115	150	300	25	4000	0.4	47	570	2.4	4.3	1.6	For Other Application
TVR10201-D	TVR10201KSW	200 (180~220)	130	170	340	25	4000	0.4	52	520	2.5	4.4	1.7	For SPD Type 3 Application
TVR10221-D	TVR10221KSW	220 (198~242)	140	180	360	25	4000	0.4	58	470	2.5	4.4	1.7	
TVR10241-D	TVR10241KSW	240 (216~264)	150	200	395	25	4000	0.4	64	420	2.7	4.6	1.8	
TVR10271-D	TVR10271KSW	270 (243~297)	175	225	455	25	4000	0.4	67	370	2.8	4.8	1.9	
TVR10301-D	TVR10301KSW	300 (270~330)	195	250	500	25	4000	0.4	70	340	3.1	4.8	2.1	
TVR10331-D	TVR10331KSW	330 (297~363)	215	275	550	25	4000	0.4	72	320	3.2	4.9	2.2	
TVR10361-D	TVR10361KSW	360 (324~396)	230	300	595	25	4000	0.4	76	300	3.3	5.0	2.3	
TVR10391-D	TVR10391KSW	390 (351~429)	250	320	650	25	4000	0.4	82	280	3.5	5.2	2.5	
TVR10431-D	TVR10431KSW	430 (387~473)	275	350	710	25	4000	0.4	93	250	3.4	5.5	2.5	
TVR10471-D	TVR10471KSW	470 (423~517)	300	385	775	25	4000	0.4	99	240	3.6	5.6	2.6	
TVR10511-D	TVR10511KSW	510 (459~561)	320	410	845	25	4000	0.4	107	220	3.8	5.8	2.8	
TVR10561-D	TVR10561KSW	560 (504~616)	350	450	930	25	4000	0.4	113	200	4.0	5.9	3.0	
TVR10621-D	TVR10621KSW	620 (558~682)	395	510	1020	25	4000	0.4	125	190	4.3	6.3	3.2	
TVR10681-D	TVR10681KSW	680 (612~748)	420	560	1120	25	4000	0.4	128	180	4.9	6.6	3.4	
TVR10751-D	TVR10751KSW	750 (675~825)	465	615	1235	25	4000	0.4	134	170	4.9	6.8	3.7	
TVR10821-D	TVR10821KSW	820 (738~902)	510	670	1355	25	4000	0.4	146	140	4.9	6.8	3.4	
TVR10911-D	TVR10911KSW	910 (819~1001)	550	745	1500	25	4000	0.4	152	130	5.3	7.2	3.7	
TVR10102-D	TVR10102KSW	1000(900~1100)	625	825	1650	25	4000	0.4	170	120	5.5	7.5	4.0	
TVR10112-D	TVR10112KSW	1100(990~1210)	680	895	1815	25	4000	0.4	180	110	5.7	8.0	4.3	

Metal Oxide Varistor : TVR-D Series



Disc Type Varistor for Surge Protection (High Surge Series)

14-D Series

Certified Model No.	Part No.	Varistor Voltage (@ 1mA DC)	Max. Continuous Voltage		Max. Clamping Voltage (8/20 μ s)		Max. Surge Current (8/20 μ s)	Rated Power	Max. Energy (10/1000 μ s)	Reference Capacitance @1KHz	Dimension			UL 1449 3 rd SPD Application
		V _{1mA}	V _{AC(ms)}	V _{DC}	V _P	I _P	I _{max}	P	W _{max}	C _p	T _{min}	T _{max}	W \pm 1.0	
		(V)	(V)	(V)	(V)	(A)	(A)	(W)	(J)	(pF)	(mm)			
TVR14181-D	TVR14181KSW	180 (162~198)	115	150	300	50	8000	0.6	60	1000	2.4	4.3	1.6	For SPD Type 3 Application
TVR14201-D	TVR14201KSW	200 (180~220)	130	170	340	50	8000	0.6	82	900	2.5	4.4	1.7	
TVR14221-D	TVR14221KSW	220 (198~242)	140	180	360	50	8000	0.6	90	850	2.5	4.4	1.7	
TVR14241-D	TVR14241KSW	240 (216~264)	150	200	395	50	8000	0.6	98	780	2.7	4.6	1.8	
TVR14271-D	TVR14271KSW	270 (243~297)	175	225	455	50	8000	0.6	116	650	2.8	4.8	1.9	
TVR14301-D	TVR14301KSW	300 (270~330)	195	250	500	50	8000	0.6	128	610	3.1	4.8	2.1	
TVR14331-D	TVR14331KSW	330 (297~363)	215	275	550	50	8000	0.6	140	580	3.2	4.9	2.2	
TVR14361-D	TVR14361KSW	360 (324~396)	230	300	595	50	8000	0.6	158	550	3.3	5.0	2.3	
TVR14391-D	TVR14391KSW	390 (351~429)	250	320	650	50	8000	0.6	170	520	3.5	5.2	2.5	
TVR14431-D	TVR14431KSW	430 (387~473)	275	350	710	50	8000	0.6	185	480	3.4	5.5	2.5	
TVR14471-D	TVR14471KSW	470 (423~517)	300	385	775	50	8000	0.6	205	460	3.6	5.6	2.6	
TVR14511-D	TVR14511KSW	510 (459~561)	320	410	845	50	8000	0.6	220	430	3.8	5.8	2.8	
TVR14561-D	TVR14561KSW	560 (504~616)	350	450	930	50	8000	0.6	240	390	4.0	5.9	3.0	
TVR14621-D	TVR14621KSW	620 (558~682)	395	510	1020	50	8000	0.6	250	350	4.3	6.3	3.2	
TVR14681-D	TVR14681KSW	680 (612~748)	420	560	1120	50	8000	0.6	260	320	4.5	6.6	3.4	
TVR14751-D	TVR14751KSW	750 (675~825)	465	615	1235	50	8000	0.6	270	290	4.8	6.8	3.7	
TVR14821-D	TVR14821KSW	820 (738~902)	510	670	1355	50	8000	0.6	280	250	4.9	6.8	3.4	
TVR14911-D	TVR14911KSW	910 (819~1001)	550	745	1500	50	8000	0.6	295	230	5.3	7.2	3.7	
TVR14102-D	TVR14102KSW	1000(900~1100)	625	825	1650	50	8000	0.6	335	210	5.7	7.5	4.0	
TVR14112-D	TVR14112KSW	1100(990~1210)	680	895	1815	50	8000	0.6	360	190	5.8	8.0	4.3	

Metal Oxide Varistor : TVR-D Series



Disc Type Varistor for Surge Protection (High Surge Series)

20-D Series

Certified Model No.	Part No.	Varistor Voltage (@ 1mA DC)	Max. Continuous Voltage			Max. Clamping Voltage (8/20μs)		Max. Surge Current (8/20μs)	Rated Power	Max. Energy (10/1000μs)	Reference Capacitance @1KHz	Dimension			UL 1449 3 rd SPD Application
		V _{1mA}	V _{AC(rms)}	V _{DC}	V _P	I _P	I _{max}	P	W _{max}	C _p	T _{min}	T _{max}	W ±1.0		
		(V)	(V)	(V)	(V)	(A)	(A)	(W)	(J)	(pF)	(mm)				
TVR20181-D	TVR20181KSW	180 (162~198)	115	150	300	100	13000	1.0	152	2200	2.8	4.7	1.8	For SPD Type 3 Application	
TVR20201-D	TVR20201KSW	200 (180~220)	130	170	340	100	13000	1.0	175	1900	2.9	4.8	1.9		
TVR20221-D	TVR20221KSW	220 (198~242)	140	180	360	100	13000	1.0	185	1700	2.9	4.8	1.9		
TVR20241-D	TVR20241KSW	240 (216~264)	150	200	395	100	13000	1.0	198	1500	3.1	5.0	2.0		
TVR20271-D	TVR20271KSW	270 (243~297)	175	225	455	100	13000	1.0	220	1400	3.2	5.2	2.1		
TVR20301-D	TVR20301KSW	300 (270~330)	195	250	500	100	13000	1.0	245	1300	3.5	5.2	2.3		
TVR20331-D	TVR20331KSW	330 (297~363)	215	275	550	100	13000	1.0	268	1200	3.6	5.3	2.4		
TVR20361-D	TVR20361KSW	360 (324~396)	230	300	595	100	13000	1.0	315	1000	3.7	5.4	2.5		
TVR20391-D	TVR20391KSW	390 (351~429)	250	320	650	100	13000	1.0	350	880	3.9	5.6	2.7		
TVR20431-D	TVR20431KSW	430 (387~473)	275	350	710	100	13000	1.0	380	800	3.8	5.9	2.7		
TVR20471-D	TVR20471KSW	470 (423~517)	300	385	775	100	13000	1.0	405	700	4.0	6.0	2.8		
TVR20511-D	TVR20511KSW	510 (459~561)	320	410	845	100	13000	1.0	445	630	4.2	6.2	3.0		
TVR20561-D	TVR20561KSW	560 (504~616)	350	450	930	100	13000	1.0	475	530	4.4	6.3	3.2		
TVR20621-D	TVR20621KSW	620 (558~682)	395	510	1020	100	13000	1.0	490	490	4.7	6.7	3.4		
TVR20681-D	TVR20681KSW	680 (612~748)	420	560	1120	100	13000	1.0	500	470	4.9	7.0	3.6		
TVR20751-D	TVR20751KSW	750 (675~825)	465	615	1235	100	13000	1.0	525	450	5.2	7.2	3.9		
TVR20821-D	TVR20821KSW	820 (738~902)	510	670	1355	100	13000	1.0	545	410	5.3	7.2	3.6		
TVR20911-D	TVR20911KSW	910 (819~1001)	550	745	1500	100	13000	1.0	595	380	5.7	7.6	3.9		
TVR20102-D	TVR20102KSW	1000(900~1100)	625	825	1650	100	13000	1.0	650	360	6.1	7.9	4.2		
TVR20112-D	TVR20112KSW	1100(990~1210)	680	895	1815	100	13000	1.0	720	340	6.2	8.4	4.5		

Metal Oxide Varistor : TVR-D Series



Disc Type Varistor for Surge Protection (High Surge Series)

20-D for SPD Type 2 Application Series

Certified Model No.	Part No.	Varistor Voltage (@ 1mA DC)	Max. Continuous Voltage		Max. Clamping Voltage (8/20µs)		Max. Surge Current (8/20µs)	Nominal Discharge Current ^{*1} (8/20us)	Rated Power	Max. Energy (10/1000µs)	Reference Capacitance @1KHz	Dimension			UL 1449 3 rd SPD Application
		V _{1mA}	V _{AC(rms)}	V _{DC}	V _P	I _P	I _{max}	I _n	P	W _{max}	C _p	T _{min}	T _{max}	W ±1.0	
		(V)	(V)	(V)	(V)	(A)	(A)	(A)	(W)	(J)	(pF)	(mm)			
TVR20181-S	TVR20181KSS	180(162~198)	115	150	300	100	13000	5000	1.0	152	2200	2.8	4.7	1.8	For SPD Type 2 Application
TVR20201-S	TVR20201KSS	200(180~220)	130	170	340	100	13000	5000	1.0	175	1900	2.9	4.8	1.9	
TVR20221-S	TVR20221KSS	220(198~242)	140	180	360	100	13000	5000	1.0	185	1700	2.9	4.8	1.9	
TVR20241-S	TVR20241KSS	240(216~264)	150	200	395	100	13000	5000	1.0	198	1500	3.1	5.0	2.0	
TVR20271-S	TVR20271KSS	270(243~297)	175	225	455	100	13000	5000	1.0	220	1400	3.2	5.2	2.1	
TVR20301-S	TVR20301KSS	300(270~330)	195	250	500	100	13000	5000	1.0	245	1300	3.5	5.2	2.3	
TVR20331-S	TVR20331KSS	330(297~363)	215	275	550	100	13000	5000	1.0	268	1200	3.6	5.3	2.4	
TVR20361-S	TVR20361KSS	360(324~396)	230	300	595	100	13000	5000	1.0	315	1000	3.7	5.4	2.5	
TVR20391-S	TVR20391KSS	390(351~429)	250	320	650	100	13000	5000	1.0	350	880	3.9	5.6	2.7	
TVR20431-S	TVR20431KSS	430(387~473)	275	350	710	100	13000	5000	1.0	380	800	3.8	5.9	2.7	
TVR20471-S	TVR20471KSS	470(423~517)	300	385	775	100	13000	5000	1.0	405	700	4.0	6.0	2.8	
TVR20511-S	TVR20511KSS	510(459~561)	320	410	845	100	13000	5000	1.0	445	630	4.2	6.2	3.0	
TVR20561-S	TVR20561KSS	560(504~616)	350	450	930	100	13000	5000	1.0	475	530	4.4	6.3	3.2	
TVR20621-S	TVR20621KSS	620(558~682)	395	510	1020	100	13000	5000	1.0	490	490	4.7	6.7	3.4	
TVR20681-S	TVR20681KSS	680(612~748)	420	560	1120	100	13000	5000	1.0	500	470	4.9	7.0	3.6	
TVR20751-S	TVR20751KSS	750(675~825)	465	615	1235	100	13000	5000	1.0	525	450	5.2	7.2	3.9	
TVR20821-S	TVR20821KSS	820(738~902)	510	670	1355	100	13000	5000	1.0	545	410	5.3	7.2	3.6	
TVR20911-S	TVR20911KSS	910(819~1001)	550	745	1500	100	13000	5000	1.0	595	380	5.7	7.6	3.9	
TVR20102-S	TVR20102KSS	1000(900~1100)	625	825	1650	100	13000	5000	1.0	650	360	6.1	7.9	4.2	
TVR20112-S	TVR20112KSS	1100(990~1210)	680	895	1815	100	13000	5000	1.0	720	340	6.2	8.4	4.5	




Note:

*1: Nominal discharge current is the specification defined in UL 1449 3rd and use 8/20µs current waveform to test the varistor.

Metal Oxide Varistor : TVR-D Series



Disc Type Varistor for Surge Protection (High Surge Series)

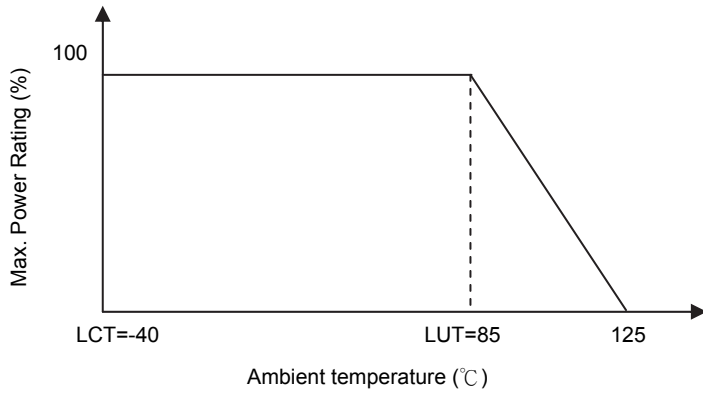
Certified Model No.	Agency				
					
	UL1449 3 rd & cUL: E314979	40021243	IEC60950-1:2013 Annex Q	GB/T10193-1997 GB/T10194-1997 CQC10001041750 CQC10001041751	GB8898-2011 GB4943.1-2011 CQC10001041750 CQC10001041751
TVR14181-D	√	√	√	√	
TVR14201-D	√	√	√	√	√
TVR14221-D	√	√	√	√	√
TVR14241-D	√	√	√	√	√
TVR14271-D	√	√	√	√	√
TVR14301-D	√	√	√	√	√
TVR14331-D	√	√	√	√	√
TVR14361-D	√	√	√	√	√
TVR14391-D	√	√	√	√	√
TVR14431-D	√	√	√	√	√
TVR14471-D	√	√	√	√	√
TVR14511-D	√	√	√	√	√
TVR14561-D	√	√	√	√	√
TVR14621-D	√	√	√	√	√
TVR14681-D	√	√	√	√	√
TVR14751-D	√	√	√	√	√
TVR14821-D	√	√	√	√	√
TVR14911-D	√	√	√	√	√
TVR14102-D	√	√	√	√	√
TVR14112-D	√	√	√	√	√
TVR20181-D / -S	√	√	√	√	
TVR20201-D / -S	√	√	√	√	√
TVR20221-D / -S	√	√	√	√	√
TVR20241-D / -S	√	√	√	√	√
TVR20271-D / -S	√	√	√	√	√
TVR20301-D / -S	√	√	√	√	√
TVR20331-D / -S	√	√	√	√	√
TVR20361-D / -S	√	√	√	√	√
TVR20391-D / -S	√	√	√	√	√
TVR20431-D / -S	√	√	√	√	√
TVR20471-D / -S	√	√	√	√	√
TVR20511-D / -S	√	√	√	√	√
TVR20561-D / -S	√	√	√	√	√
TVR20621-D / -S	√	√	√	√	√
TVR20681-D / -S	√	√	√	√	√
TVR20751-D / -S	√	√	√	√	√
TVR20821-D / -S	√	√	√	√	√
TVR20911-D / -S	√	√	√	√	√
TVR20102-D / -S	√	√	√	√	√
TVR20112-D / -S	√	√	√	√	√

Metal Oxide Varistor : TVR-D Series

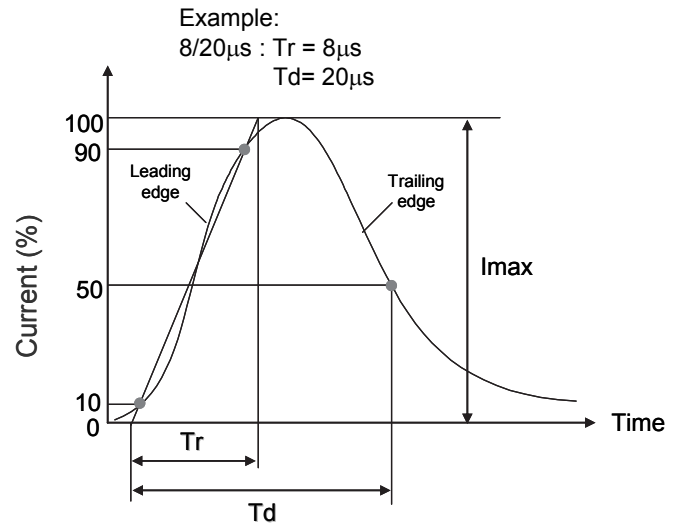


Disc Type Varistor for Surge Protection (High Surge Series)

Power Derating Curve

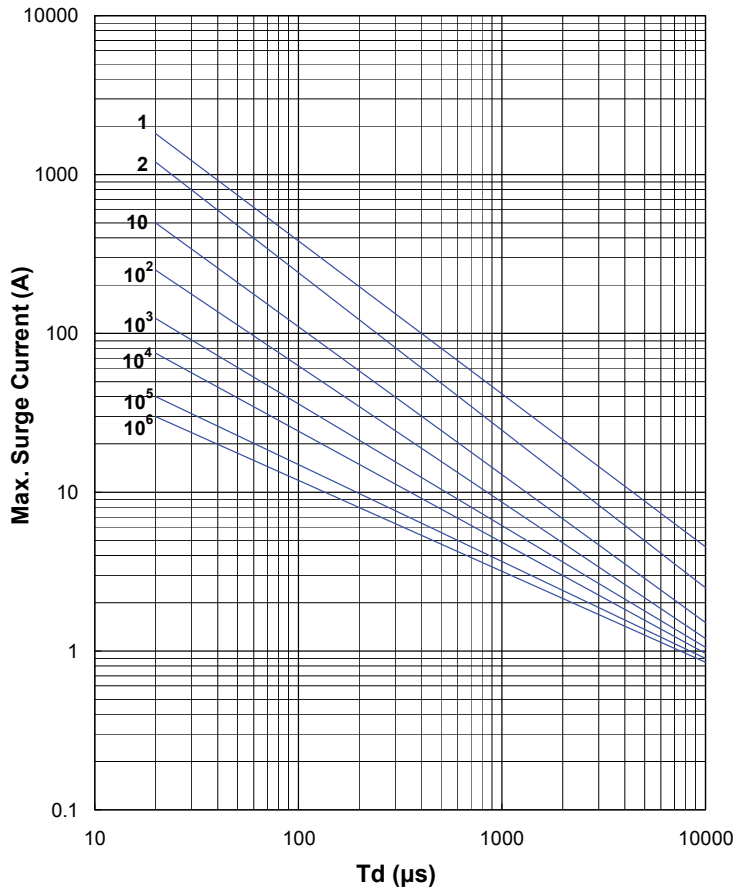


Surge Current Standard Waveform

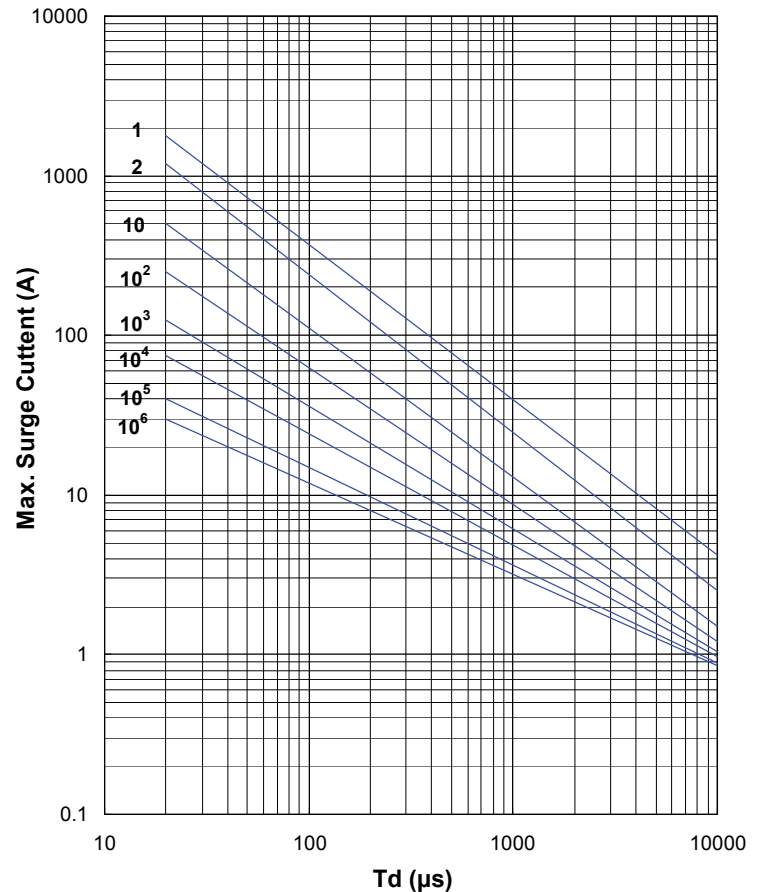


Max. Surge Current Derating Curves

TVR07181-D to TVR07471-D



TVR07511-D to TVR07821-D



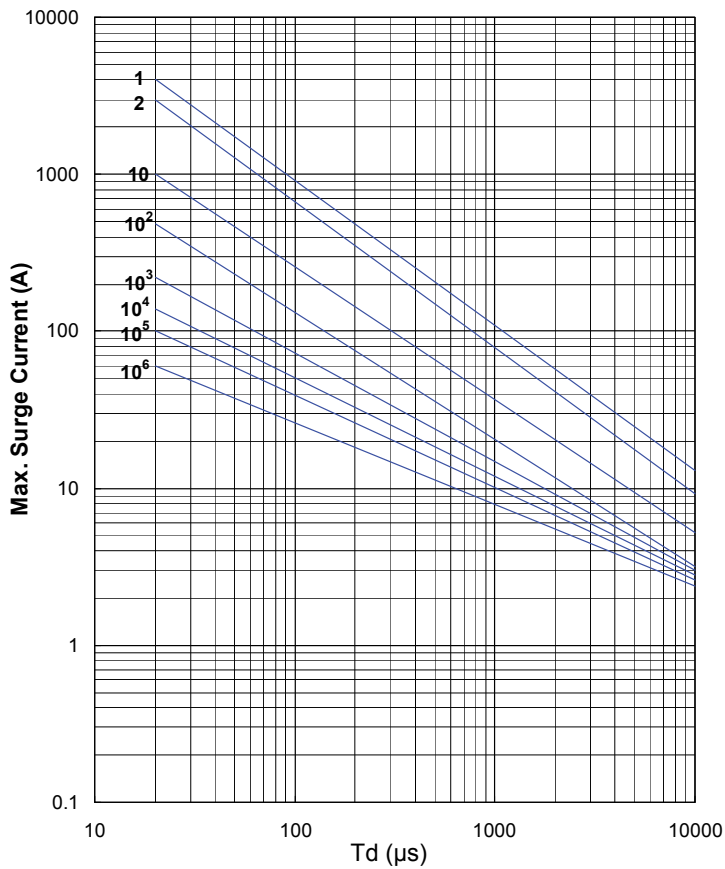
Metal Oxide Varistor : TVR-D Series



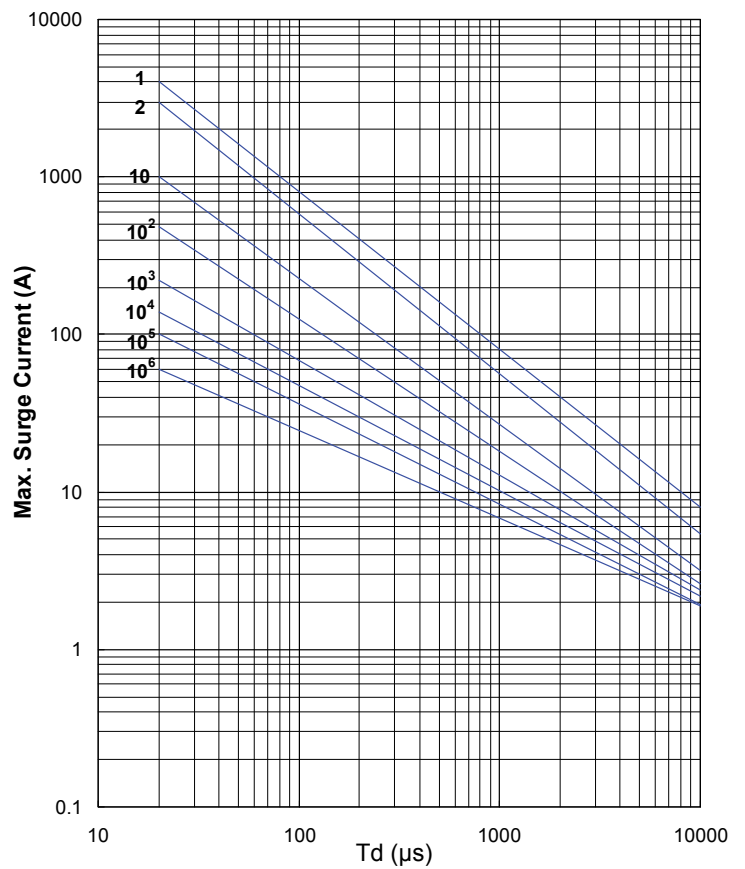
Disc Type Varistor for Surge Protection (High Surge Series)

■ Max. Surge Current Derating Curves

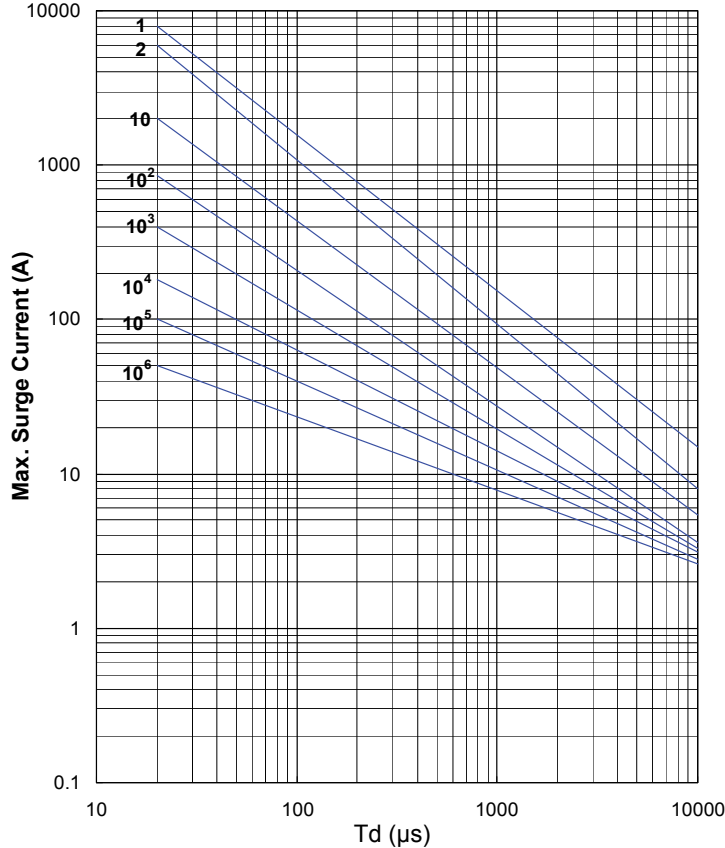
TVR10181-D to TVR10751-D



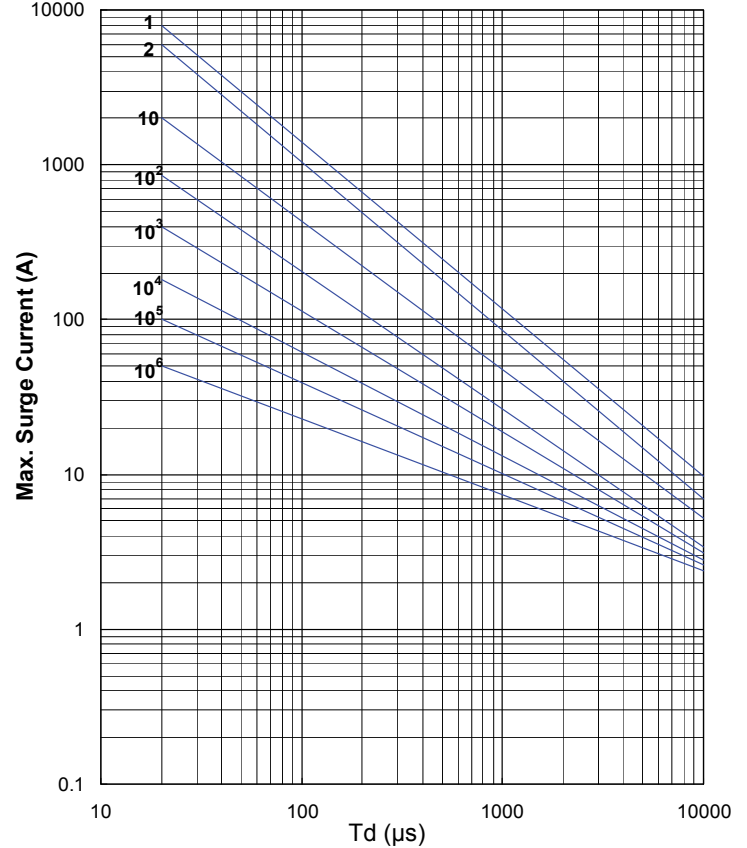
TVR10821-D to TVR10112-D



TVR14181-D to TVR14751-D



TVR14821-D to TVR14112-D



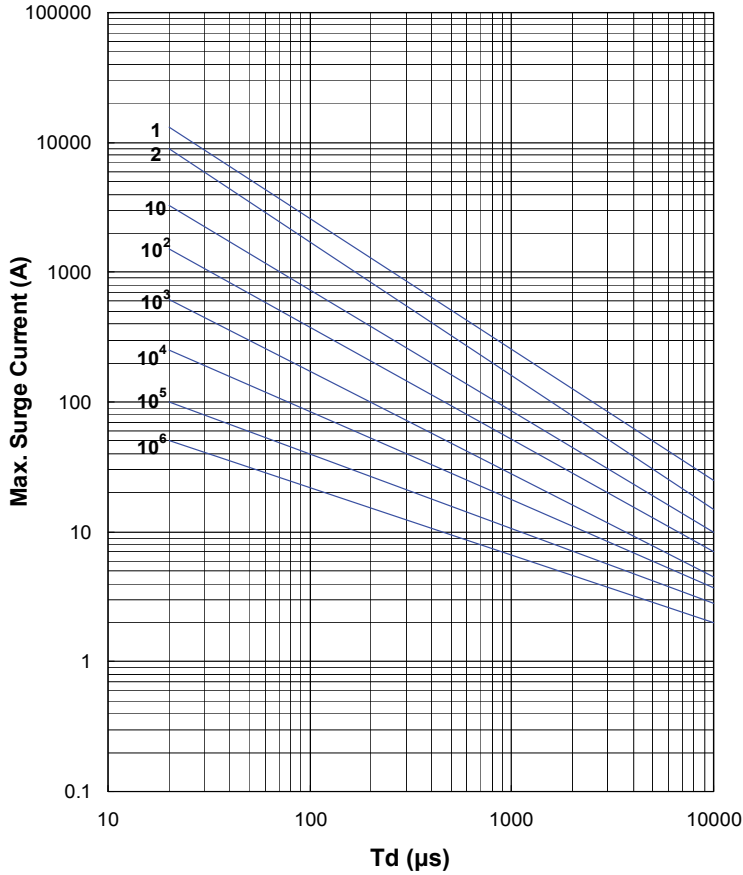
Metal Oxide Varistor : TVR-D Series



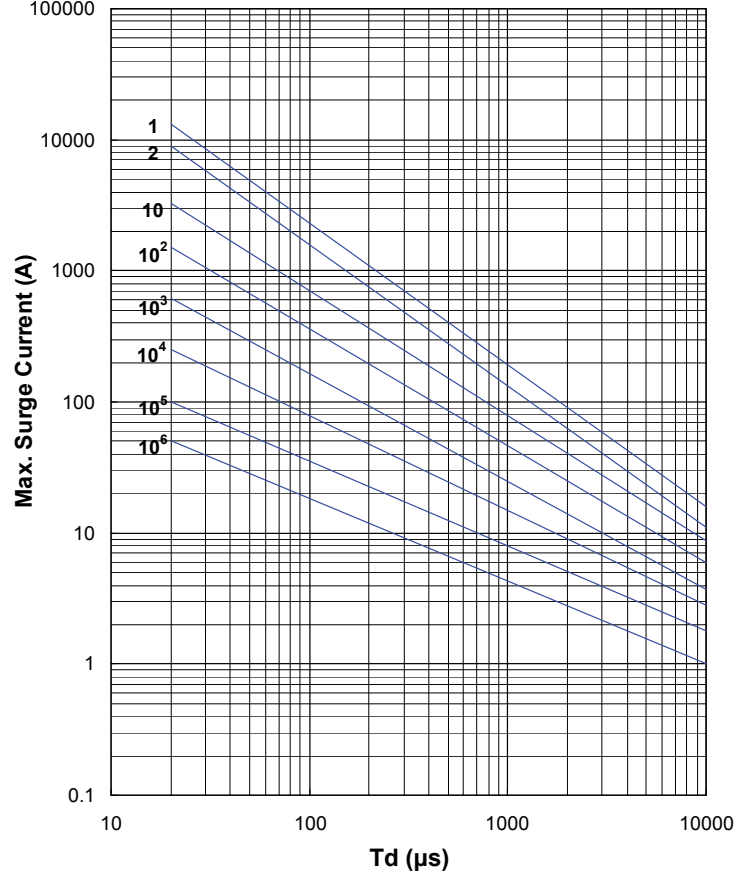
Disc Type Varistor for Surge Protection (High Surge Series)

Max. Surge Current Derating Curves

TVR20181-D(-S) to TVR20751-D(-S)

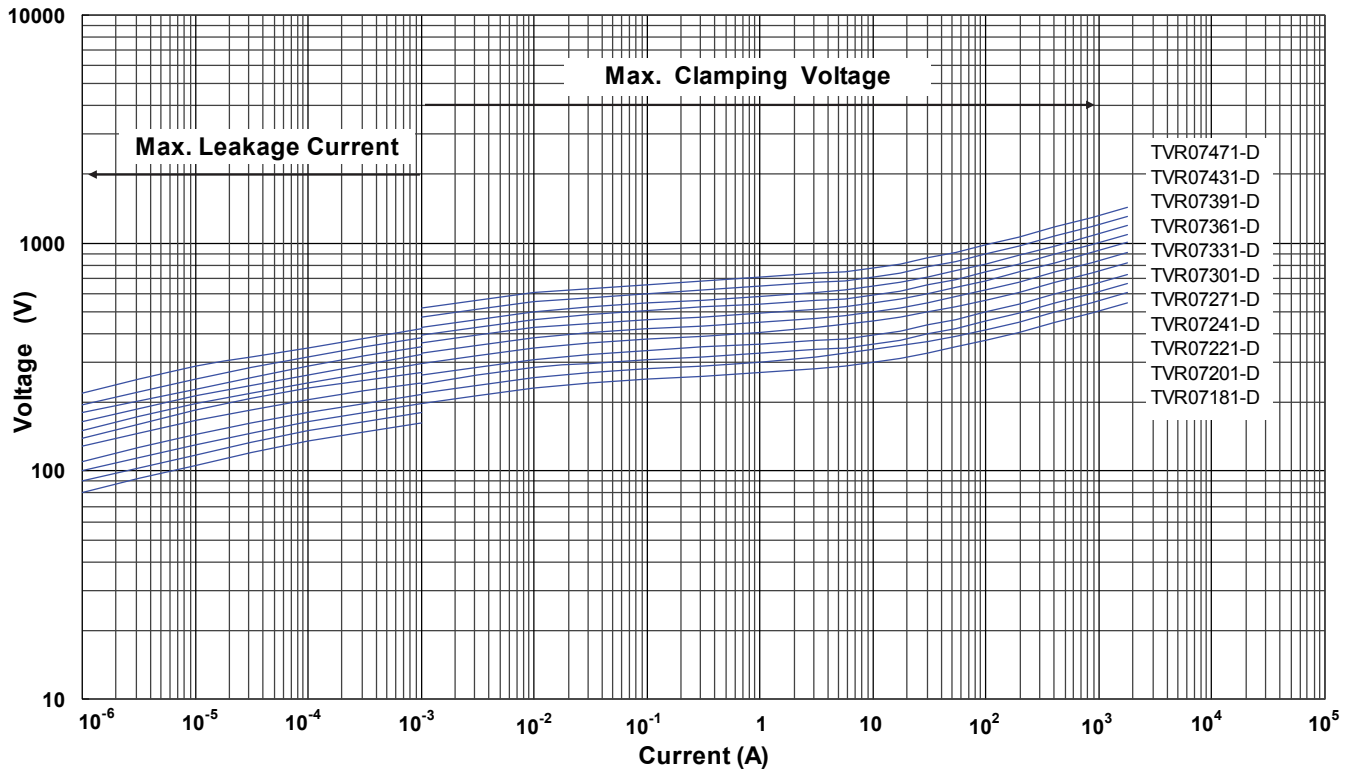


TVR20821-D(-S) to TVR20112-D(-S)



Max. Leakage Current and Max. Clamping Voltage Curves

Max. Leakage Current and Max. Clamping Voltage Curves (TVR07181-D to TVR07471-D)



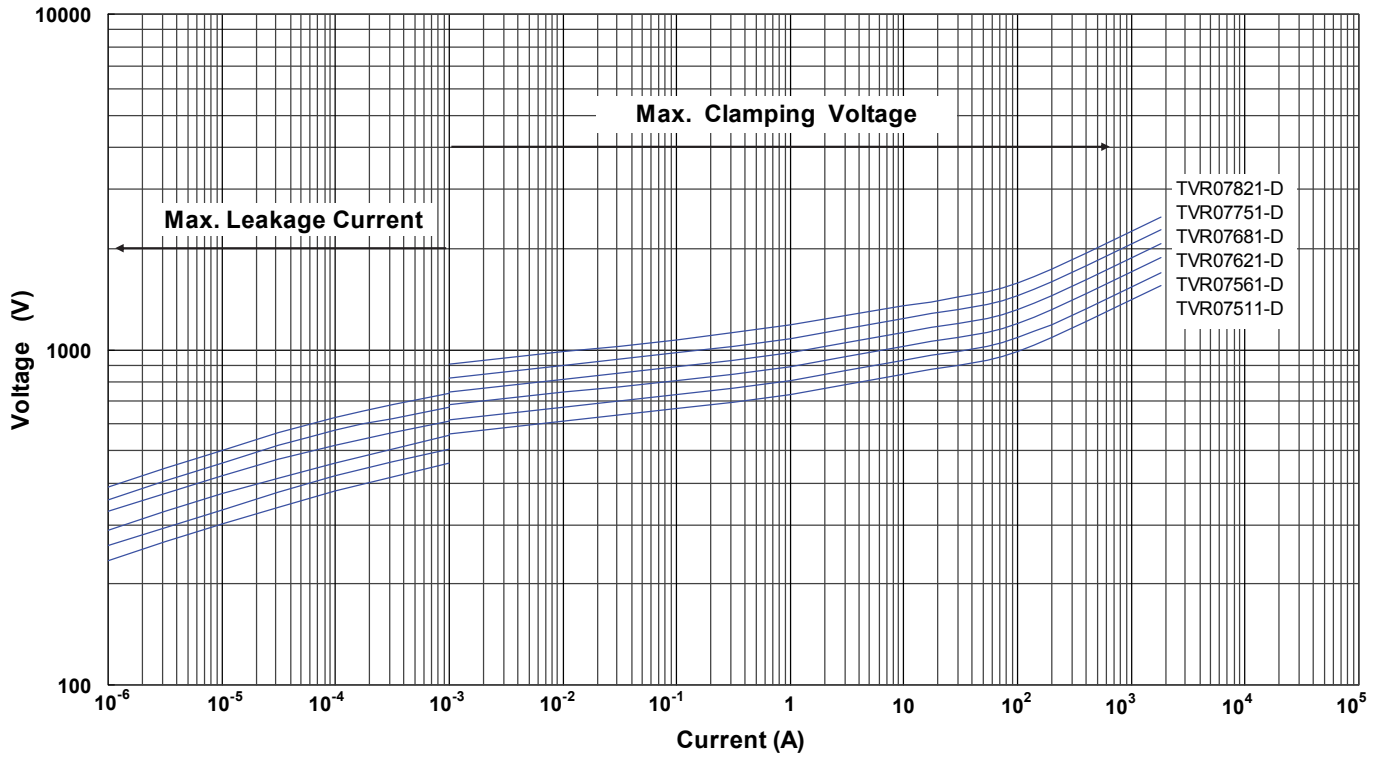
Metal Oxide Varistor : TVR-D Series



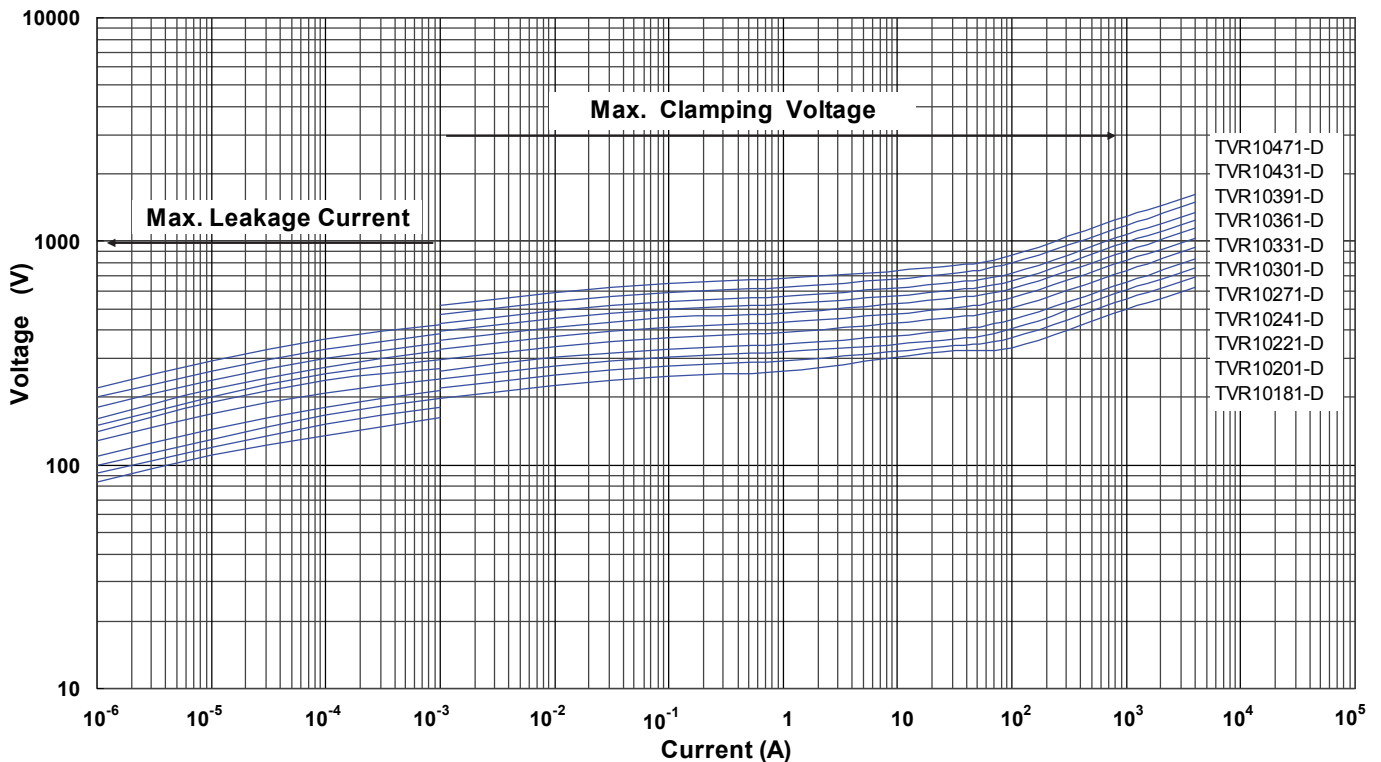
Disc Type Varistor for Surge Protection (High Surge Series)

■ Max. Leakage Current and Max. Clamping Voltage Curves

Max. Leakage Current and Max. Clamping Voltage Curves (TVR07511-D to TVR07821-D)



Max. Leakage Current and Max. Clamping Voltage Curves (TVR10181-D to TVR10471-D)



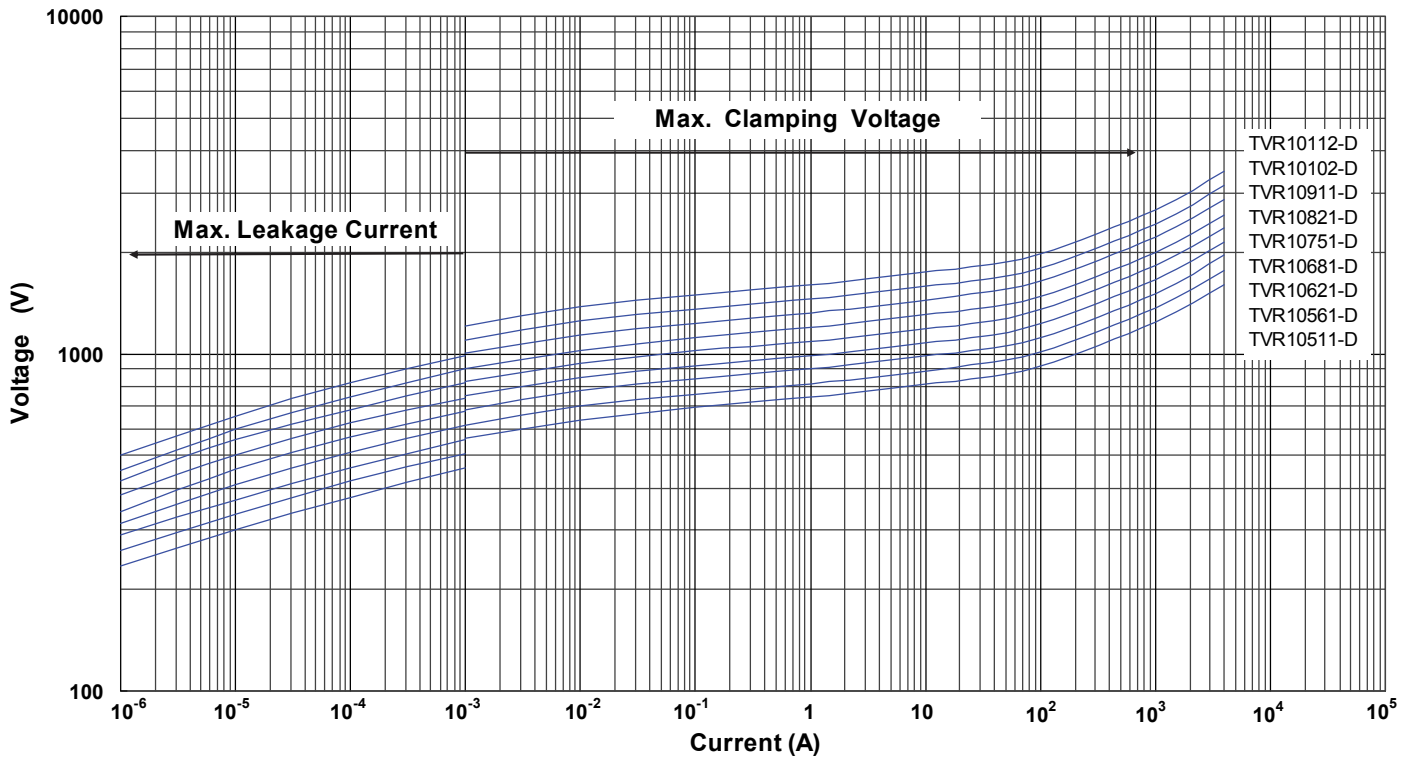
Metal Oxide Varistor : TVR-D Series



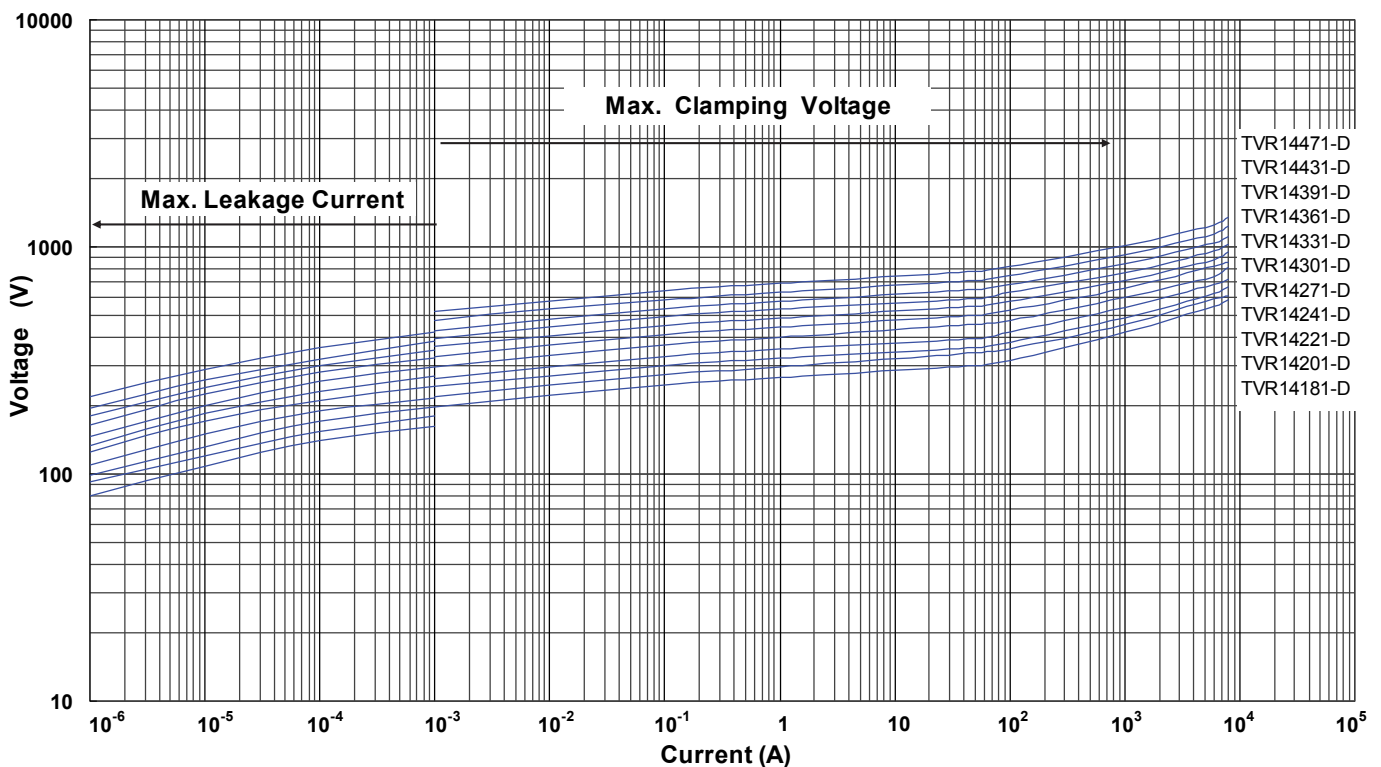
Disc Type Varistor for Surge Protection (High Surge Series)

Max. Leakage Current and Max. Clamping Voltage Curves

Max. Leakage Current and Max. Clamping Voltage Curves (TVR10511-D to TVR10112-D)



Max. Leakage Current and Max. Clamping Voltage Curves (TVR14181-D to TVR14471-D)



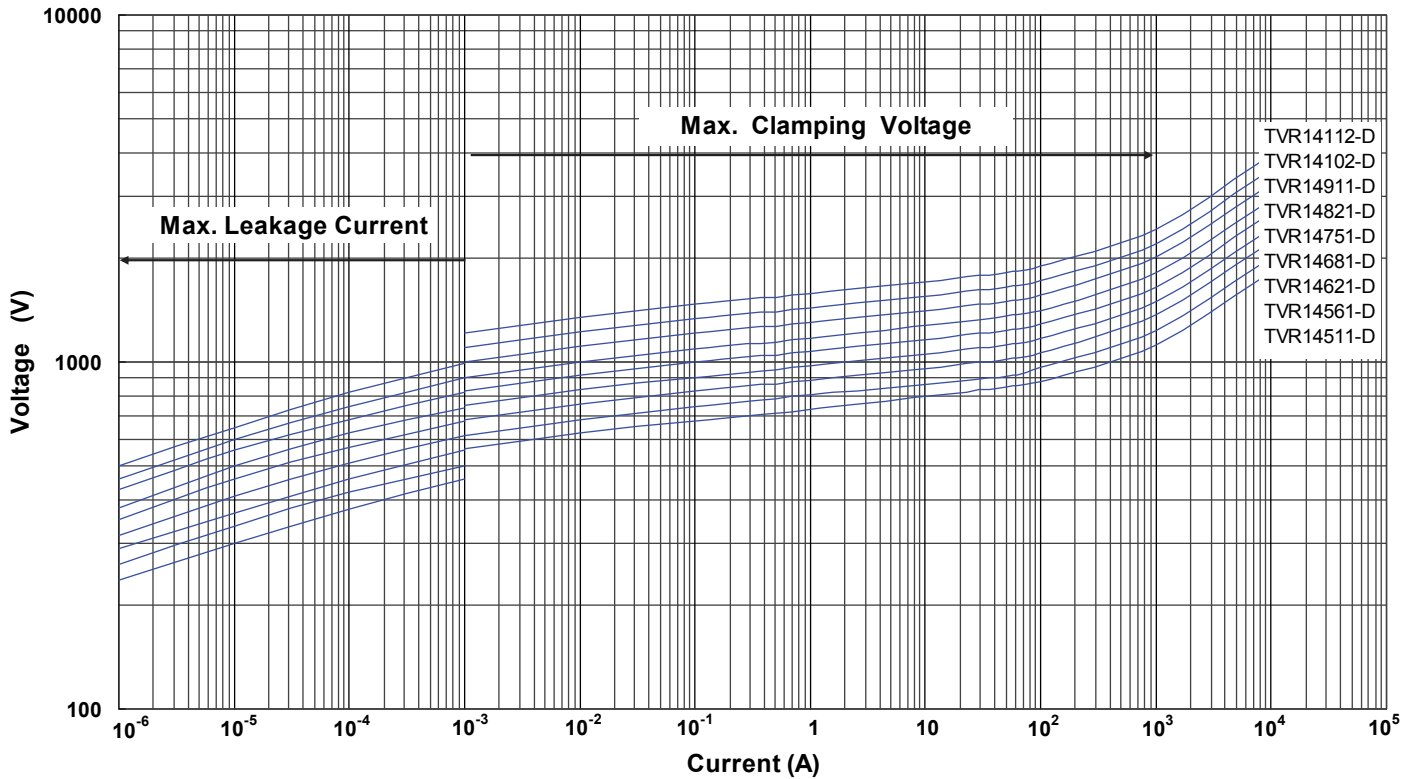
Metal Oxide Varistor : TVR-D Series



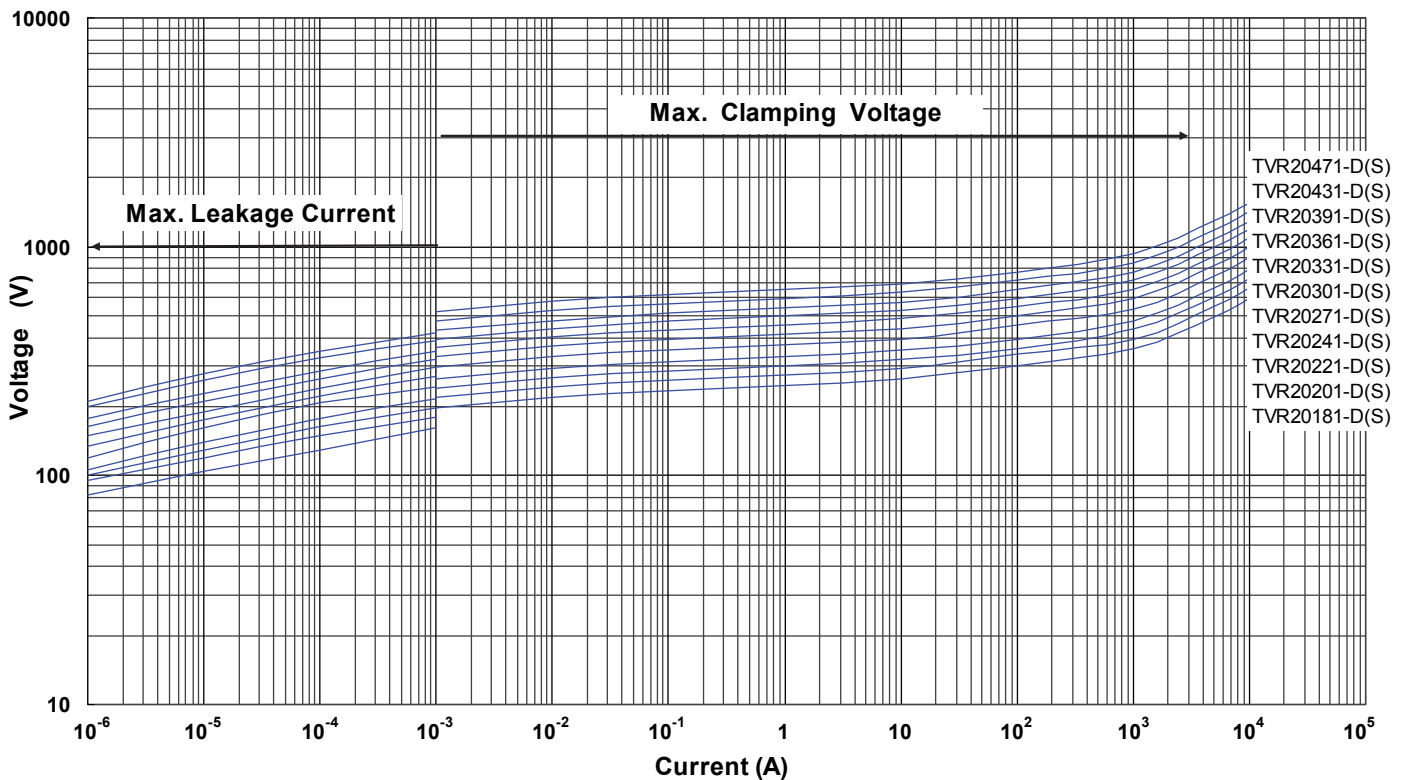
Disc Type Varistor for Surge Protection (High Surge Series)

■ Max. Leakage Current and Max. Clamping Voltage Curves

Max. Leakage Current and Max. Clamping Voltage Curves (TVR14511-D to TVR14112-D)



Max. Leakage Current and Max. Clamping Voltage Curves (TVR20181-D(-S) to TVR20471-D(-S))

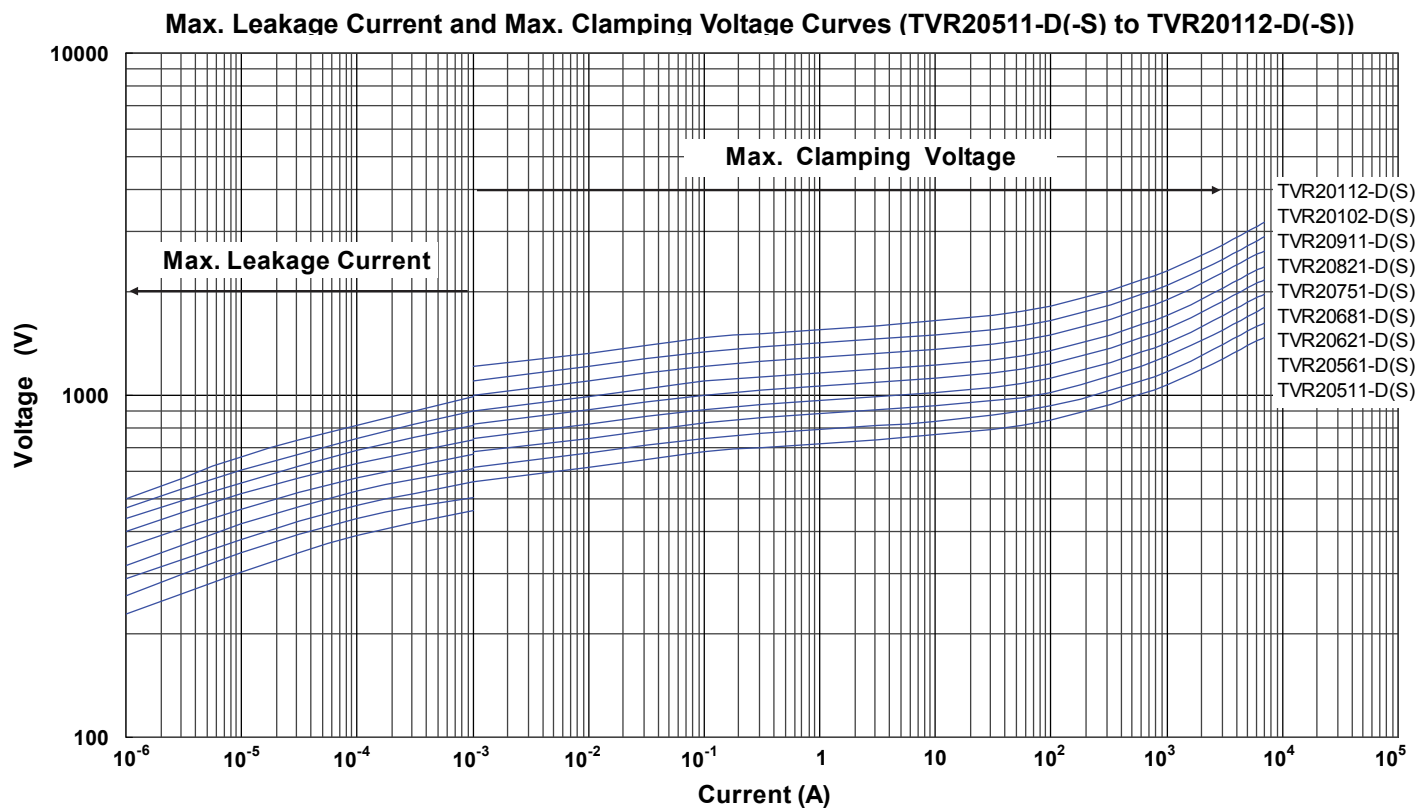


Metal Oxide Varistor : TVR-D Series



Disc Type Varistor for Surge Protection (High Surge Series)

■ Max. Leakage Current and Max. Clamping Voltage Curves



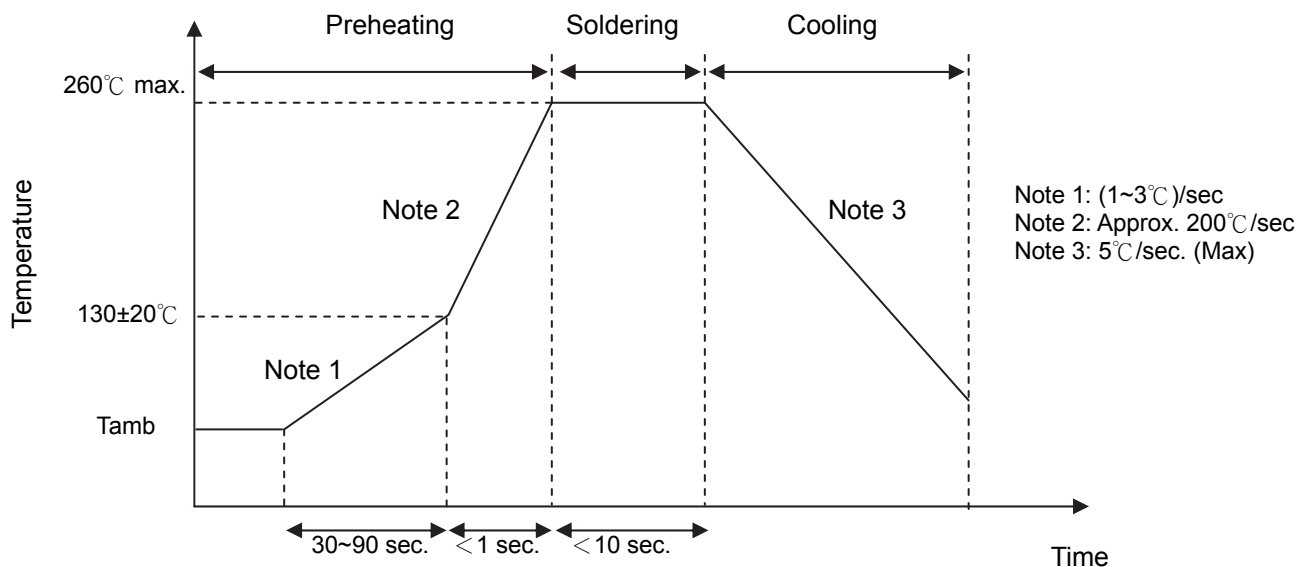
Metal Oxide Varistor : TVR-D Series



Disc Type Varistor for Surge Protection (High Surge Series)

■ Soldering Recommendation

● Wave Soldering Profile



● Recommended Reworking Conditions with Soldering Iron

Item	Conditions
Temperature of Soldering Iron-tip	360°C (max.)
Soldering Time	3 sec (max.)
Distance from Varistor	2 mm (min.)

Metal Oxide Varistor : TVR-D Series



Disc Type Varistor for Surge Protection (High Surge Series)

■ Reliability

Item	Standard	Test conditions / Methods	Specifications															
Tensile Strength of Terminations	IEC 60068-2-21	Gradually apply the specified force and keep the unit fixed for 10±1 sec. Terminal diameter (mm) Force (Kg) 0.5<d≤0.8 1.0 0.8<d≤1.25 2.0	$ \Delta V_{1mA}/V_{1mA} \leq 5\%$ No visible damage															
Bending Strength of Terminals	IEC 60068-2-21	Hold specimen and apply the force specified below to each lead. Bend the specimen to 90°, then return to the original position. Repeat the procedure in the opposite direction. Terminal diameter (mm) Force (Kg) 0.5<d≤0.8 0.5 0.8<d≤1.25 1.0	$ \Delta V_{1mA}/V_{1mA} \leq 5\%$ No visible damage															
Vibration	IEC 60068-2-6	Frequency range: 10~55Hz Amplitude: 0.75mm or 98m/s ² Direction: 3 mutually perpendicular directions, 2 hrs each.	$ \Delta V_{1mA}/V_{1mA} \leq 5\%$ No visible damage															
Solderability	IEC 60068-2-20	245±5°C , 3±0.3 sec.	At least 95% of terminal electrode is covered by new solder															
Resistance to Soldering Heat	IEC 60068-2-20	260±3°C , 10±1 sec	$ \Delta V_{1mA}/V_{1mA} \leq 5\%$ No visible damage															
High Temperature Storage	IEC 60068-2-2	125±5°C x 1000 hrs ± 24hrs	$ \Delta V_{1mA}/V_{1mA} \leq 5\%$ No visible damage															
Damp Heat, Steady State	IEC 60068-2-78	a. 40±2°C, 90 ~ 95 % RH, 1344 hrs b. 40±2°C, 90~ 95 % RH , at 10% Vdc, 1344 hrs	$ \Delta V_{1mA}/V_{1mA} \leq 5\%$ No visible damage Insulation Resistance ≥ 100MΩ															
Rapid Change of Temperature	IEC 60068-2-14	The conditions shown below shall be repeated 5 cycles <table border="1"> <thead> <tr> <th>Step</th> <th>Temperature (°C)</th> <th>Period (minutes)</th> </tr> </thead> <tbody> <tr> <td>1</td> <td>-40±3</td> <td>30±3</td> </tr> <tr> <td>2</td> <td>Room temperature</td> <td>5±3</td> </tr> <tr> <td>3</td> <td>85±2</td> <td>30±3</td> </tr> <tr> <td>4</td> <td>Room temperature</td> <td>5±3</td> </tr> </tbody> </table>	Step	Temperature (°C)	Period (minutes)	1	-40±3	30±3	2	Room temperature	5±3	3	85±2	30±3	4	Room temperature	5±3	$ \Delta V_{1mA}/V_{1mA} \leq 5\%$ No visible damage
Step	Temperature (°C)	Period (minutes)																
1	-40±3	30±3																
2	Room temperature	5±3																
3	85±2	30±3																
4	Room temperature	5±3																
High Temp. Load	MIL-STD-202 Method 108	85±2°C, 1000±24 hrs at V _{DC} or V _{rms} (Max. Continuous Voltage)	$ \Delta V_{1mA}/V_{1mA} \leq 10\%$ No visible damage															
8/20μs Surge Life	IEC 61051-1	8/20μs waveform, 10 surge currents, unipolar, interval 30 sec, amplitude corresponding to max. surge current derating curves for 20μs.	$ \Delta V_{1mA}/V_{1mA} \leq 10\%$ No visible damage															
10/1000μs Surge Life	IEC 61051-1	10/1000μs waveform, 10 surge currents, unipolar, interval 2 mins, amplitude corresponding to max. surge current derating curves for 1000μs.	$ \Delta V_{1mA}/V_{1mA} \leq 10\%$ No visible damage															
Operating Duty Cycle Test	UL1449 3 rd	6KV/3KA 1.2/50μs+8/20μs combination waveform with Vac(@ Deg 90) for 15 times. Interval time between tests is 60 secs. (For UL1449 3 rd SPD Type 3 application test only)	$ \Delta V_p/V_p \leq 10\%$ No visible damage															
Nominal Discharge Current Test	UL1449 3 rd	Refer to UL 1449 3 rd item 37.7, the test condition is 3KA 8/20μs surge current waveform for 15 times (For TVR20R UL1449 3 rd SPD Type 2 application test only)	$ \Delta V_p/V_p \leq 10\%$ No visible damage															
Voltage Proof	IEC 61051-1	Metal balls method, 2500 V _{ac} 1 min	No visible damage															
Varistor Voltage Temp. Coefficient	Specification Standard	$\frac{V_{1mA@85^\circ C} - V_{1mA@25^\circ C}}{V_{1mA@25^\circ C}} \times \frac{1}{60} \times 100\% (\% / ^\circ C)$, $\frac{V_{1mA@-40^\circ C} - V_{1mA@25^\circ C}}{V_{1mA@25^\circ C}} \times \frac{1}{65} \times 100\% (\% / ^\circ C)$	-0.05 ≤ TC ≤ 0.05 (%/°C)															

Metal Oxide Varistor : TVR-D Series



Disc Type Varistor for Surge Protection (High Surge Series)

■ Packaging

● Taping Specification

S Type (Straight lead)

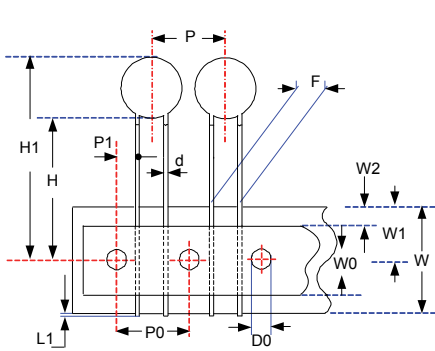


Figure A

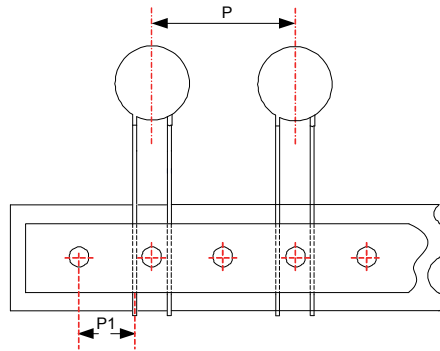


Figure B

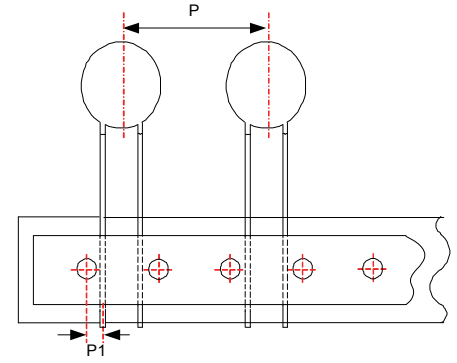
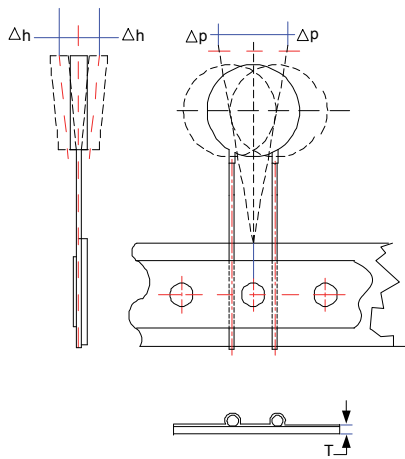


Figure C



(Unit: mm)

Taping Code	Series	P ₀	F	P	P ₁	H	H ₁	d	W ₀	W ₁	W ₂	W	ΔP	Δh	L ₁	D ₀	T	Figure
		±0.3	±1	±1	±0.7	+2/-0	Max.	±0.02	±1	+0.75/-0.5	Max	+1/-0.5	Max.	Max.	Max.	±0.2	±0.2	
A (P ₀ :12.7)	07-D	12.7	5.0	12.7	3.85	18	31	0.6	12	9	3	18	1	2	0.5	4	0.6	A
	10-D	12.7	7.5	25.4	8.95	18	36	0.8	12	9	3	18	1	2	0.5	4	0.6	B
	14-D	12.7	7.5	25.4	8.95	18	40	0.8	12	9	3	18	1	2	0.5	4	0.6	B
E (P ₀ :15.0)	07-D	15.0	5.0	15.0	5.00	18	31	0.6	12	9	3	18	1	2	0.5	4	0.6	A
	10-D	15.0	7.5	15.0	3.75	18	36	0.8	12	9	3	18	1	2	0.5	4	0.6	A
	14-D	15.0	7.5	30.0	3.75	18	40	0.8	12	9	3	18	1	2	0.5	4	0.6	C

Metal Oxide Varistor : TVR-D Series



Disc Type Varistor for Surge Protection (High Surge Series)

F Type (Y kink lead)

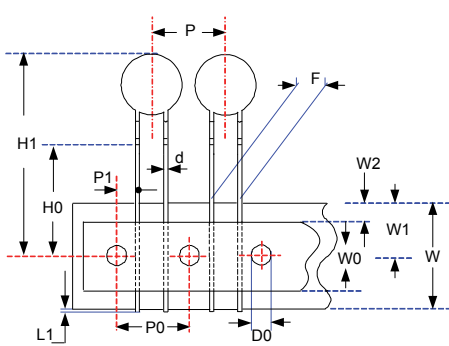


Figure A

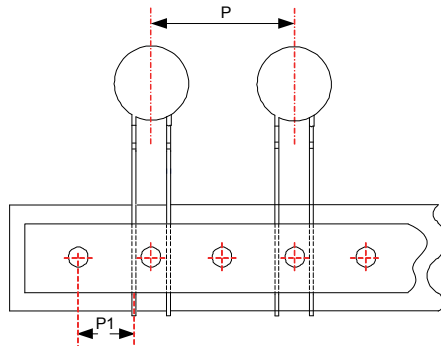


Figure B

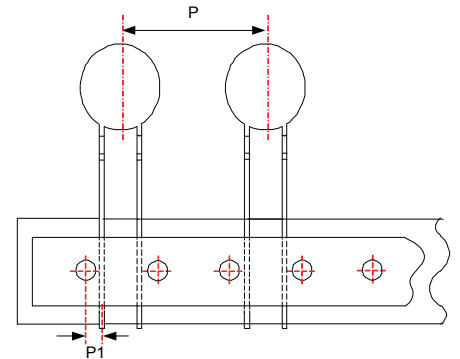
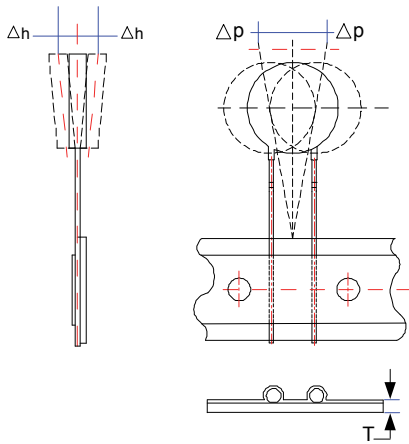


Figure C



(Unit: mm)

Taping Code	Series	P ₀	F	P	P ₁	H ₀	H ₁	d	W ₀	W ₁	W ₂	W	ΔP	Δh	L ₁	D ₀	T	Figure
		±0.3	±1	±1	±0.7	+2/-0	Max.	±0.02	±1	+0.75/-0.5	Max	+1/-0.5	Max.	Max.	Max.	±0.2	±0.2	
A (P ₀ :12.7)	07-D	12.7	5.0	12.7	3.85	16	31	0.6	12	9	3	18	1	2	0.5	4	0.6	A
	10-D	12.7	7.5	25.4	8.95	16	36	0.8	12	9	3	18	1	2	0.5	4	0.6	B
	14-D	12.7	7.5	25.4	8.95	16	40	0.8	12	9	3	18	1	2	0.5	4	0.6	B
E (P ₀ :15.0)	07-D	15.0	5.0	15.0	5.00	16	31	0.6	12	9	3	18	1	2	0.5	4	0.6	A
	10-D	15.0	7.5	15.0	3.75	16	36	0.8	12	9	3	18	1	2	0.5	4	0.6	A
	14-D	15.0	7.5	30.0	3.75	16	40	0.8	12	9	3	18	1	2	0.5	4	0.6	C

Metal Oxide Varistor : TVR-D Series



Disc Type Varistor for Surge Protection (High Surge Series)

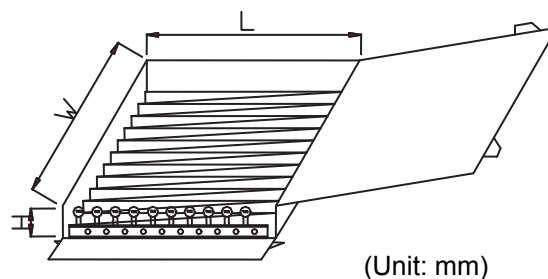
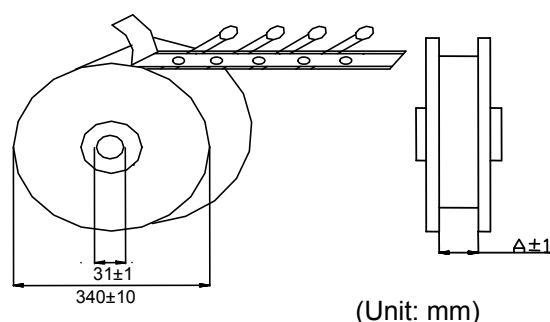
■ Quantity

● Bulk Packing

Series	Straight Lead Type Quantity (pcs/bag)	Cut Lead Type Quantity (pcs/bag)	Kink Type Quantity (pcs/bag)
TVR07-D	250	250	200
TVR10-D	200	200	200
TVR14-D	100	100	100
TVR20-D	50	50	50

● Reel Packing

Series	A (mm)	Quantity (pcs/reel)
TVR07(181~391) -D	46	1,500
TVR07(431~821) -D		1,000
TVR10(181~391) -D		1,000
TVR10 (431~561,681~911) -D		750
TVR10621-D		500
TVR10(102~112) -D		500
TVR14(181~331) -D	55	750
TVR14(361~112) -D		500
TVR20(181~681) -D		500
TVR20(751~112) -D		250



● Ammo Packing

Series	Quantity (pcs/box)
TVR07(181~821) -D	1,000
TVR10(181~361) -D	750
TVR10(391~621) -D	400
TVR10(681~112) -D	300
TVR14(181~271) -D	500
TVR14(301~112) -D	250

Series	W±5	L±5	H±5
TVR07-D~ TVR14-D	348	185	60
	348	275	60

Note: The standard package for TVR20-D is bulk. For any other demand, please contact our sales person.

■ Warehouse Storage Conditions of Products

● Storage Conditions:

1. Storage Temperature: -10°C ~ +40°C
2. Relative Humidity: ≤ 75%RH
3. Keep away from corrosive atmosphere and sunlight.

● Period of Storage: 1 year