

## SURFACE MOUNT SCHOTTKY BARRIER RECTIFIERS

REVERSE VOLTAGE: 20 - 100 V  
FORWARD CURRENT: 3.0 A

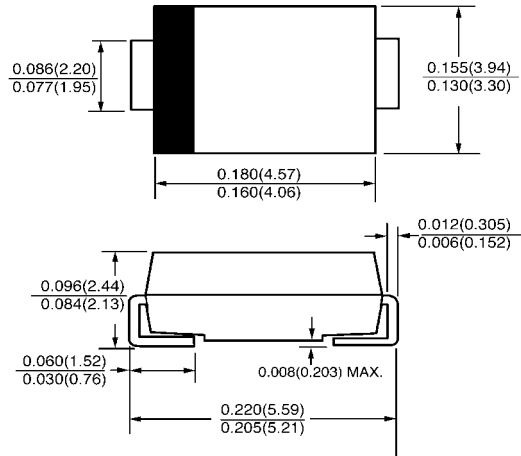
### FEATURES

- ◇ Schottky barrier rectifier
- ◇ Guardring protection
- ◇ Low forward voltage
- ◇ Reverse energy tested
- ◇ High current capability
- ◇ Extremely low thermal resistance

### MECHANICAL DATA

- ◇ Case: SMB molded plastic body
- ◇ Polarity: Color band denotes cathode end
- ◇ Mounting position: ANY
- ◇ Weight: 0.003 ounces, 0.093 gram

### SMB



inch(mm)

### MAXIMUM RATINGS AND ELECTRICAL CHARACTERISTICS

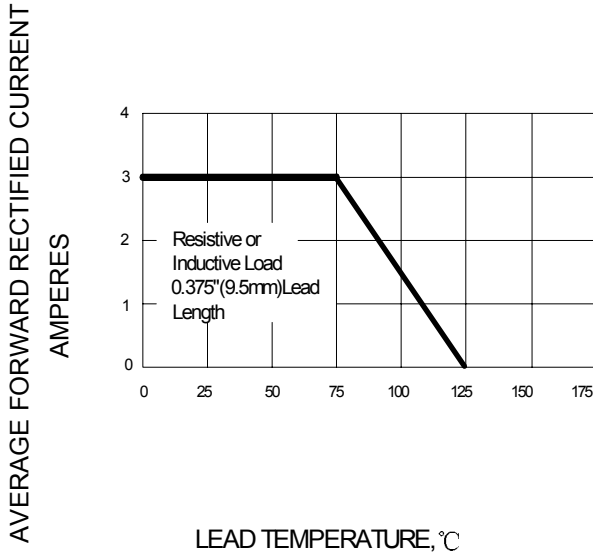
Ratings at 25°C ambient temperature unless otherwise specified

		SK32B	SK33B	SK34B	SK35B	SK36B	SK38B	SK39B	SK3A0B	UNITS	
Device marking code		SK32B	SK33B	SK34B	SK35B	SK36B	SK38B	SK39B	SK3A0B		
Maximum repetitive peak reverse voltage	$V_{RRM}$	20	30	40	50	60	80	90	100	V	
Maximum RMS voltage	$V_{RWS}$	14	21	28	35	42	56	63	70	V	
Maximum DC blocking voltage	$V_{DC}$	20	30	40	50	60	80	90	100	V	
Maximum average forward rectified current at $T_L=90^\circ\text{C}$	$I_{F(AV)}$	3.0								A	
Peak forward surge current 8.3ms single half-sine-wave	$I_{FSM}$	100.0								A	
Maximum instantaneous forward voltage at $I_{FM}=3.0\text{A}$ (NOTE1)	$V_F$	0.50			0.70		0.85			V	
Maximum DC reverse current $T_J=25^\circ\text{C}$ at rated DC blocking voltage $T_J=100^\circ\text{C}$	$I_R$	0.5				20.0					mA
Maximum thermal resistance	$R_{\theta JL}$	17.0								$^\circ\text{C}/\text{W}$	
Operating temperature range	$T_J$	- 55 ---- +125								$^\circ\text{C}$	
Storage temperature range	$T_{STG}$	- 55 ---- +150								$^\circ\text{C}$	

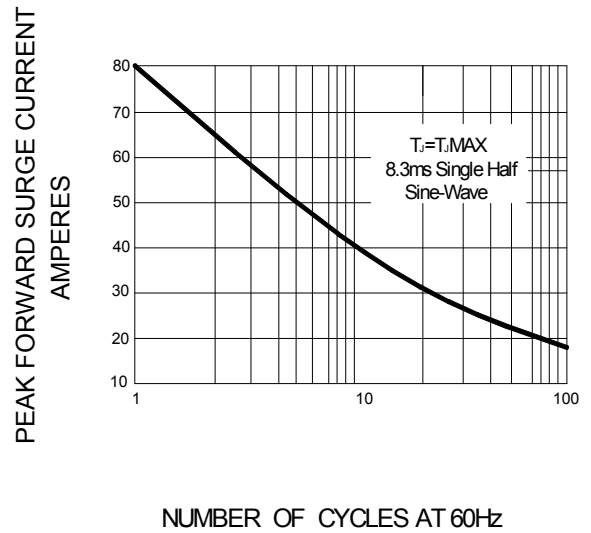
NOTE: 1.Pulse test: Pulse width 300us,duty cycle 1 %

www.galaxycn.com

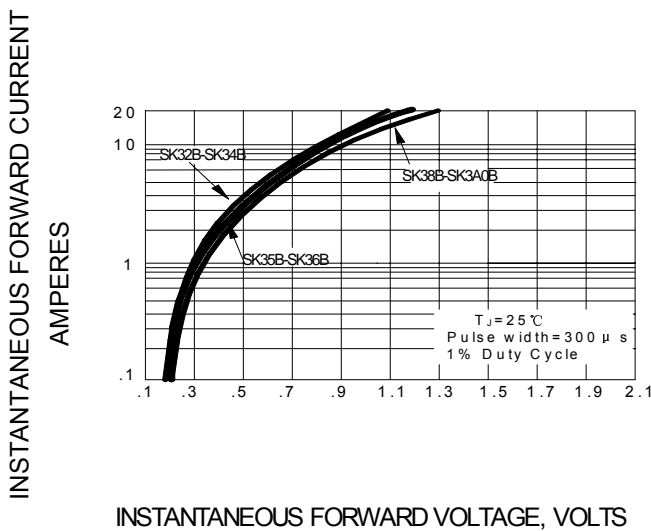
**FIG.1 – FORWARD DERATING CURVE**



**FIG.2 – PEAK FORWARD SURGE CURRENT**



**FIG.3 – TYPICAL INSTANTANEOUS FORWARD CHARACTERISTICS**



**FIG.4 – TYPICAL JUNCTION CAPACITANCE**

