


Half-pitch DIP Switch A6H

Ultra-low Profile, Half-pitch, Surface-mounting DIP Switch

- Very low profile of 1.55 mm
- Half-pitch (1.27-mm) design allows greater compactness and reduces mounting space by 63%. (compared with conventional models)
- Washable, seal tape models available
- Embossed taping models available
- RoHS Compliant



Ordering Information

Number of poles	Part numbers							
	Standard models				Models with seal tape			
	Tube packaging		Embossed taping packaging		Tube packaging		Embossed taping packaging	
		Quantity per tube		Quantity per reel		Quantity per tube		Quantity per reel
2	A6H-2101	125	A6H-2101-P	4,000	A6H-2102	125	A6H-2102-P	4,000
4	A6H-4101	75	A6H-4101-P		A6H-4102	75	A6H-4102-P	
6	A6H-6101	54	A6H-6101-P		A6H-6102	54	A6H-6102-P	
8	A6H-8101	40	A6H-8101-P		A6H-8102	40	A6H-8102-P	
10	A6H-0101	33	A6H-0101-P		A6H-0102	33	A6H-0102-P	

Note: 1. Small reels of 500 pieces are also available. Order "-PM" version instead of "-P".
2. Switches cannot be water washed.

Specifications

■ Characteristics

Switching capacity		25 mA at 24 VDC
Minimum permissible load		10 μ A at 3.5 VDC
Contact resistance		200 m Ω max.
Insulation resistance		100 M Ω min. (at 100 VDC)
Dielectric strength		300 VAC for 1 min between terminals
Operating force		30 to 500 gf (0.3 to 4.9 N)
Vibration resistance	Malfunction durability	10 to 55 Hz, 1.5-mm double amplitude
Shock resistance	Malfunction durability	300 m/s ² min.
Service life	Mechanical	1,000 operations min.
	Electrical	1,000 operations min.
Ambient operating temperature		-20 to 70°C at 60% RH max. (with no icing or condensation)
Ambient operating humidity		35% to 95% (at 5 to 35°C)
Weight		0.06 g (2 poles), 0.09 g (4 poles), 0.12 g (6 poles), 0.15 g (8 poles), 0.18 g (10 poles)

Note: Data shown are of initial value.

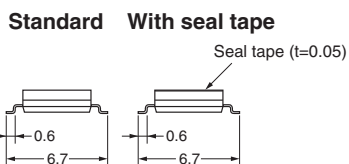
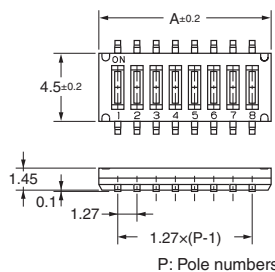
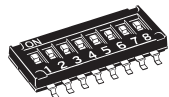
Dimensions

Note: 1. All units are in millimeters unless otherwise indicated.
 2. Unless otherwise specified, a tolerance of ± 0.4 mm applies to all dimensions.

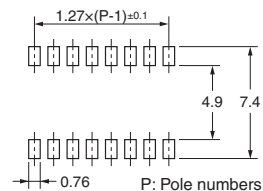
■ Standard

A6H-□101

A6H-□101-P




Dimensions of PCB Pad (Top View)



■ With Seal Tape

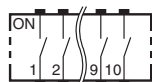
A6H-□102

A6H-□102-P



No. of poles	Model		Dimension A
	Standard	With seal tape	
2	A6H-2101	A6H-2102	3.77
4	A6H-4101	A6H-4102	6.31
6	A6H-6101	A6H-6102	8.85
8	A6H-8101	A6H-8102	11.39
10	A6H-0101	A6H-0102	13.93

Internal connections (top view)





All sales are subject to Omron Electronic Components LLC standard terms and conditions of sale, which can be found at http://www.components.omron.com/components/web/webfiles.nsf/sales_terms.html

ALL DIMENSIONS SHOWN ARE IN MILLIMETERS.

To convert millimeters into inches, multiply by 0.03937. To convert grams into ounces, multiply by 0.03527.

OMRON[®]

**OMRON ELECTRONIC
COMPONENTS LLC**

55 E. Commerce Drive, Suite B
Schaumburg, IL 60173

847-882-2288

OMRON ON-LINE

Global - <http://www.omron.com>

USA - <http://www.components.omron.com>