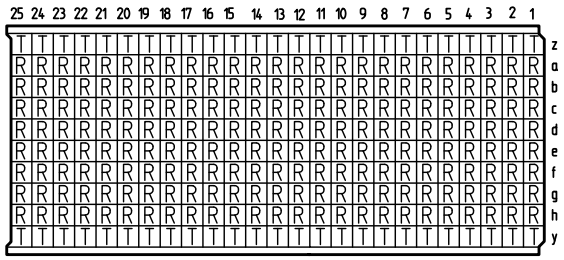
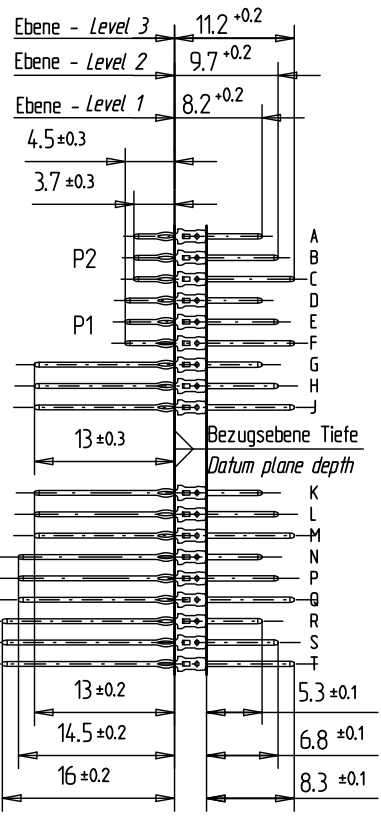
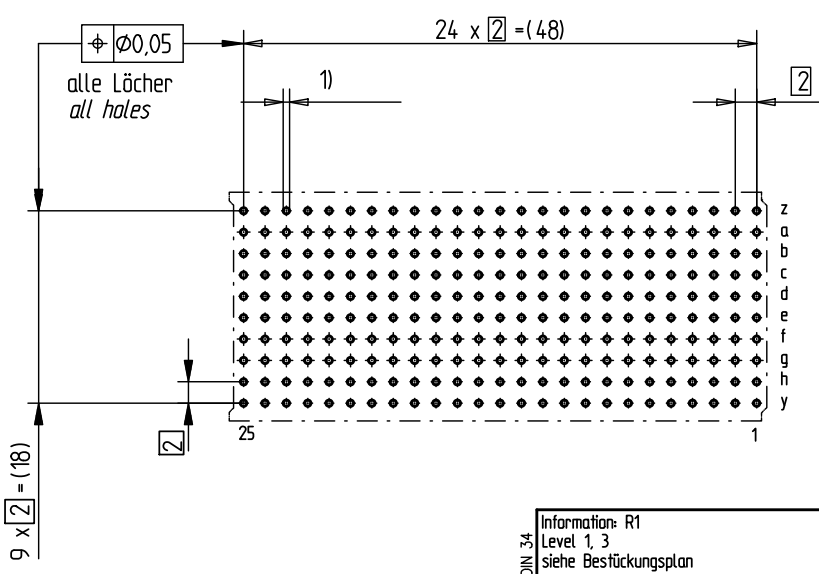


Bestueckungsplan - contact layout



Lochbild fuer Leiterplatte (Bestueckungsseite)

Board hole pattern (Component mounting side)



- 1) $\varnothing 0,6 \pm 0,05$ Durchmesser des metallisierten Loches
 $\varnothing 0,6 \pm 0,05$ Diameter of finished plated-through hole
- $\varnothing 0,7 \pm 0,02$ Bohrungsdurchmesser des Loches
 $\varnothing 0,7 \pm 0,02$ Diameter of drilled hole

Schichtaufbau im metallisierten Loch siehe Zeichnung 114406
Metal plating of plated-through hole see drawing 114406

Fehlende Masse und Angaben nach IEC 61076-4-101
Missing information and dimensions per IEC 61076-4-101

Consider protection memo from DIN 34	Information: R1 Level 1, 3 siehe Bestueckungsplan see contact layout	Tolerances		Scale	2:1
	All rights reserved. Only for information. To insure that this is the latest version of this drawing, please contact one of the ERNI companies before using.	Subject to modification without prior notice. Drawing will not be updated.	Designation ERmet Messerleiste E ERmet Male Type E		
b	19.05.2010		www.ERNI.com	933007	
Index	Date	M:00069720.SZA		ERME	