

# RF AMPLIFIER

# Medium Power Amplifier

## MODEL *BXMP1005*

Available as: WNMP1005, 10 Pin .625" Sq. Surface Mount (SG4)  
 BXMP1005, SMA Connectorized Housing

www.DataSheet4U.com

### Features

- High Power Output: 1 Watt
- Two Stage Gain: 21 dB
- SMA Connectorized Housing

### Typical Intermodulation Performance at 25 ° C

Second Order Harmonic Intercept Point ..... +66 dBm (Typ.)  
 Second Order Two Tone Intercept Point ..... +63 dBm (Typ.)  
 Third Order Two Tone Intercept Point..... +43 dBm (Typ.)

### Specifications

CHARACTERISTIC	TYPICAL Ta= 25 °C	MIN/MAX Ta = -55 °C to +85 °C
Frequency (MHz)	10 - 200 MHz	10 - 200 MHz
Gain (dB)	21	20 Min.
Power @ 1 dB Comp. (dBm)	30	28.5 Min.
Reverse Isolation (dB)	-15	-13 Max.
VSWR In	1.5:1	2:0:1 Max.
Out	1.7:1	2:0:1 Max.
Noise figure (dB)	5.5	6.5 Max.
Power Vdc	+15	+15
m A	300	320 Max.

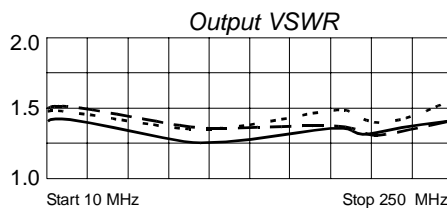
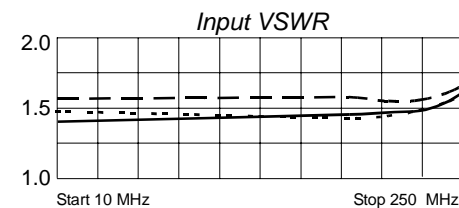
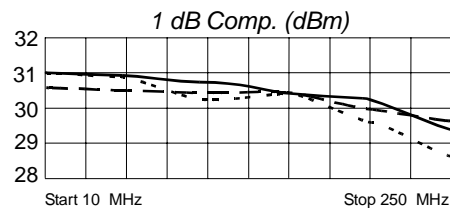
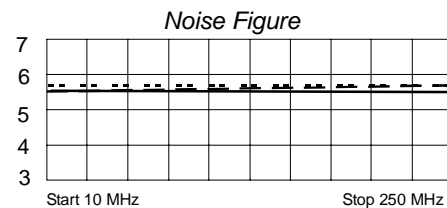
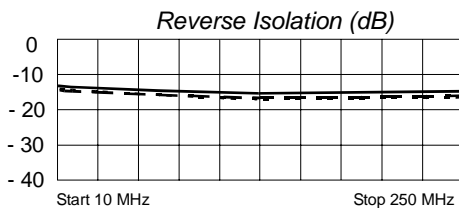
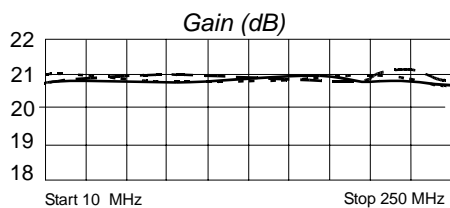
### Maximum Ratings

Ambient Operating Temperature ..... -30°C to + 85 °C  
 Storage Temperature ..... -62°C to + 125 °C  
 Case Temperature ..... + 150 °C  
 DC Voltage ..... + 18 Volts  
 Continuous RF Input Power ..... + 20 dBm  
 Short Term RF Input Power ... 200 Milliwatts (1 Minute Max.)  
 Maximum Peak Power ..... 0.2 Watt (3 µsec Max.)

Legend ——— + 25 °C - - - - + 60°C - - - - - 0 °C

Note: Care should always be taken to effectively ground the case of each unit.

### Typical Performance Data



Spectrum Microwave · 2144 Franklin Drive N.E. · Palm Bay, Florida 32905 · PH (888) 553-7531 · Fax (888) 553-7532 04/29/04

www.spectrummicrowave.com Spectrum Microwave (Europe) · 2707 Black Lake Place · Philadelphia, Pa. 19154 · PH (215) 464-4000 · Fax (215) 464-4001

www.DataSheet4U.com