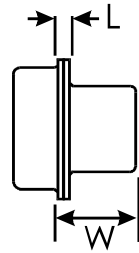
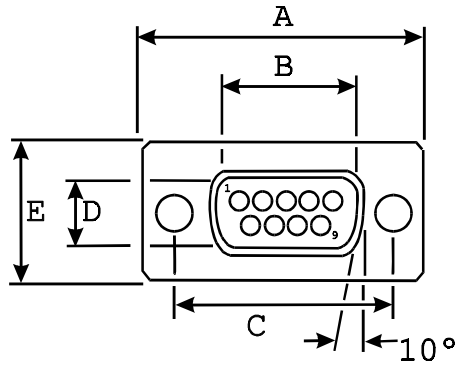
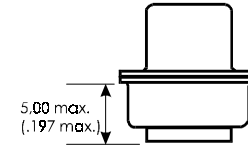


This is issued in strict confidence on condition that it is not used as a basis for manufacture or sale, and that it is not copied, reprinted or disclosed to a third party either wholly or in part without prior written consent of ITT Cannon.



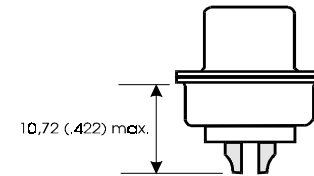
No mounting hardware selected  
with 3,05 (.120) mounting hole

Signal contacts  
not shown for clarity



A ± 0,38 (.015)	B ± 0,13 (.005)	C ± 0,13 (.005)	D ± 0,13 (.005)	E ± 0,38 (.015)	L ± 0,1 (.004)	W ± 0,25 (.012)	
30,81 (1.213)	16,92 (.666)	24,99 (.984)	8,36 (.329)	12,55 (.494)	0,9 (.035)	6,85 (.270)	

Solder cup signal contacts



DESCRIPTION	MATERIAL	FINISH
Insulator	Polyester	None, (Color Dark Green)
Shells	Steel	Tin, with grounding dimples
Signal Contacts	Copper alloy	Gold over Ni
Unless otherwise specified, dimensions are in mm & (in.)	Issue Date: 26-Aug-99	Cannon   ITT Industries
Tolerances are (.XXX = mm) Decimals                  Angles	CONNECTOR, PLUG, ELECTRICAL D-SUBMINIATURE 9 POSITION SOLDER CUP	
.X    ± 0,20 (.008)    X° ± 1.0°	PART NO. <b>DE9PK87</b>	
.XX   ± 0,10 (.004)		
.XXX ± 0,05 (.002)		