


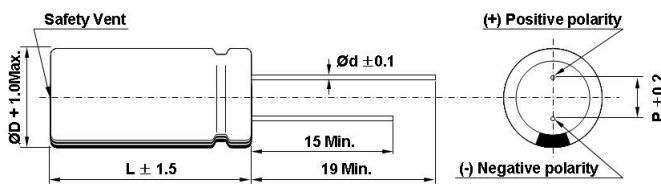
# 3V SERIES - Lead terminal



## FEATURES

- Rated 3.0V
- High power density and ultra low ESR
- High reliability at the same condition (compared with 2.7V)

## Drawing



D	8	10	16, 18
d	0.6		0.8
P	4	5.5	8

## SPECIFICATION

ITEM		CHARACTERISTICS
Rated Voltage ( $V_R$ )		3.0 V
Operating Temperature		-40 ~ +65 °C
Capacitance Tolerance		-10 ~ +30%
High Temperature Load Life		After 1,000 hours at $V_R$ loaded under +65 °C, capacitors meet the following criteria.
Capacitance Change		≤ 30% of initial value
ESR Change		≤ 2 times of specified value
Temperature Characteristics	Measure	at -40, +25, +65 °C
	$\Delta C$	≤ 5% of initial value
ESR		≤ 2 times of specified value
	Cycle	Over 500,000
Cycle Life Characteristics	$\Delta C$	≤ 30% of initial value
	ESR	≤ 2 times of specified value
Method		Cycle of Charge/discharge from $V_R$ to $1/2V_R$
Shelf Life		After 1,000 hours storage at +65 °C without load, capacitors meet the criteria of high temp. load life above.

Part Number	Rated Voltage (V)	Capacitance (F)	ESR (mΩ)		Max. Current (A)	Leakage Current (mA, 72hr)	Size (mm)	Weight (g)	Volume (m <sup>3</sup> )	Energy Density (Wh/L)
			AC(1kHz)	DC			D × L			
VEC 3R0 305 QG	3.0	3	50	65	3.7	0.010	08×20	1.4	1.0	3.8
VEC 3R0 505 QG		5	35	45	6	0.014	10×30	2.1	1.6	3.9
VEC 3R0 106 QG		10	20	26	12	0.036	10×30	3.0	2.4	5.2
VEC 3R0 256 QG		25	15	20	25	0.082	16×25	6.8	5.0	6.3
VEC 3R0 506 QG		50	10	15	43	0.126	18×40	11.3	10.2	6.1

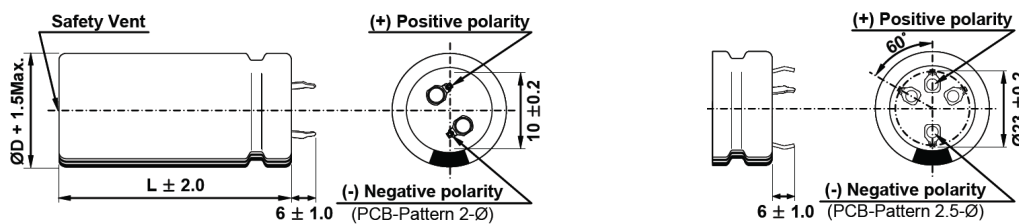
\* Max. Current : 1 sec. discharge to  $1/2V_R$



## FEATURES

- Rated 3.0V
- High power density and ultra low ESR
- High reliability at the same condition (compared with 2.7V)

## Drawing



## SPECIFICATION

ITEM		CHARACTERISTICS	
Rated Voltage ( $V_R$ )		3.0 V	
Operating Temperature		-40 ~ +65 °C	
Capacitance Tolerance		-10 ~ +30%	
High Temperature Load Life		After 1,000 hours at $V_R$ loaded under +65 °C, capacitors meet the following criteria.	
		Capacitance Change	≤ 30% of initial value
		ESR Change	≤ 2 times of specified value
Temperature Characteristics	Measure	at -40, +25, +65 °C	
	$\Delta C$	≤ 5% of initial value	
	ESR	≤ 2 times of specified value	
Cycle Life Characteristics	Cycle	Over 500,000	
	$\Delta C$	≤ 30% of initial value	
	ESR	≤ 2 times of specified value	
	Method	Cycle of Charge/discharge from $V_R$ to $1/2V_R$	
Shelf Life		After 1,000 hours storage at +65 °C without load, capacitors meet the criteria of high temp. load life above.	

Part Number	Rated Voltage (V)	Capacitance (F)	ESR (mΩ)		Max. Current (A)	Leakage Current (mA, 72hr)	Size (mm) D × L	Weight (g)	Volume (ml)	Energy Density (Wh/L)
			AC(1kHz)	DC						
VEC 3R0 107 QG	3.0	100	6	8	83	0.600	22×45	19.7	17.1	7.3
VEC 3R0 357 QG		350	3	3.5	236	1.680	35×60	54.1	57.7	7.6

\* Max. Current : 1 sec. discharge to  $1/2V_R$