


SOD-323



● **FEATURES**

- High current rectifier Schottky diode with low VF drop
- Low voltage, low inductance
- For power supply
- For detection and step-up-conversion

**MARKING: W5**

● **Maximum Ratings and Electrical Characteristics, Single Diode @T<sub>A</sub>=25°C**

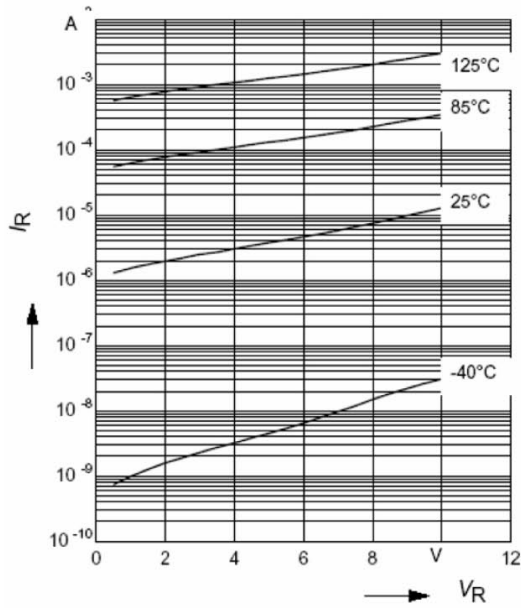
Parameter	Symbol	Limits	Unit
Non-Repetitive Peak reverse voltage	V <sub>RM</sub>	10	V
Forward current	I <sub>F</sub>	3	A
Forward surge Current t <sub>p</sub> =10ms	I <sub>FSM</sub>	5	A
Power dissipation T <sub>C</sub> =25°C	P <sub>tot</sub>	350	mW
Junction temperature	T <sub>J</sub>	150	°C
Storage temperature	T <sub>STG</sub>	-65~+150	°C

● **Electrical Ratings @T<sub>A</sub>=25°C**

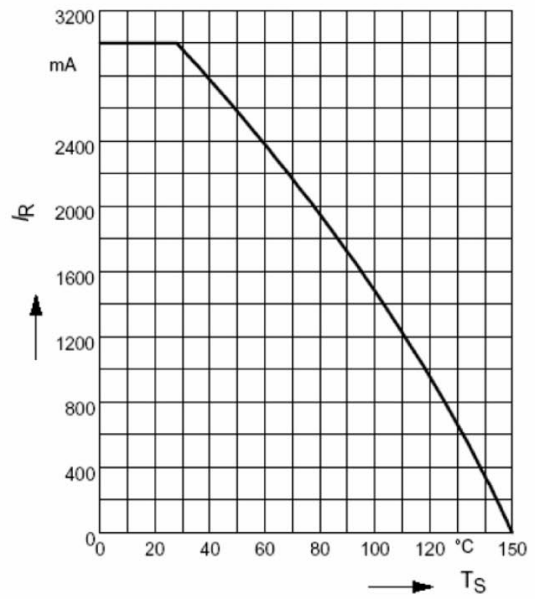
Parameter	Symbol	Min.	Typ	Max.	Unit	Conditions
Forward voltage	V <sub>F</sub>			300	mV	I <sub>F</sub> =10mA
				380		I <sub>F</sub> =100mA
				500		I <sub>F</sub> =500mA
				600		I <sub>F</sub> =1000mA
Reverse current	I <sub>R</sub>			15	μA	V <sub>R</sub> =5V
				25		V <sub>R</sub> =8V
Capacitance between terminals	C <sub>T</sub>			30	pF	V <sub>R</sub> =5V,f=1MHz

**Reverse current  $I_R = f(V_R)$**

$T_A = \text{Parameter}$

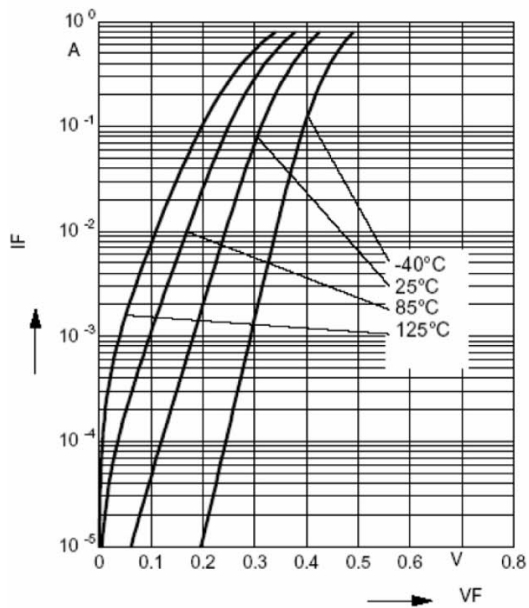


**Forward current  $I_F = f(T_S)$**



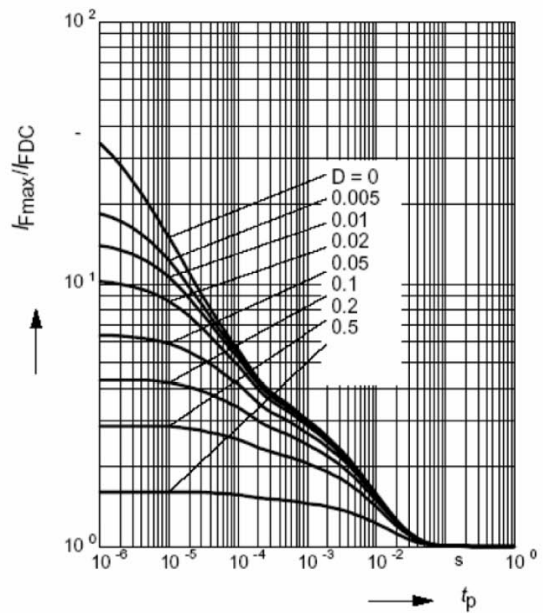
**Forward current  $I_F = f(V_F)$**

$T_A = \text{Parameter}$



**Permissible Pulse Load**

$I_{Fmax} / I_{FDC} = f(t_p)$



Permissible Puls Load  $R_{thJS} = f(t_p)$

