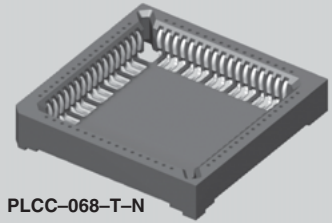


ICF-624-S-O



PLCC-068-T-N

(2,54 mm) .100" (ICF) (1,27 mm) .050" (PLCC)

ICF, PLCC SERIES

# SMT DIP & CHIP CARRIER SOCKETS

## SPECIFICATIONS

For complete specifications and recommended PCB layouts see [www.samtec.com?ICF](http://www.samtec.com?ICF) or [www.samtec.com?PLCC](http://www.samtec.com?PLCC)

**Insulator Material:**  
Black Liquid Crystal Polymer

**Contact Material:**

BeCu

**Plating:**

Sn or Au over  
50µ" (1,27 µm) Ni

**Operating Temp Range:**  
-55°C to +125°C

**Contact Resistance:**  
10 mΩ

**Insertion Depth (ICF):**  
(2,54 mm) .100" to  
(3,81 mm) .150"

**Insertion**

**Force/Contact (ICF):**  
5 oz (1,39 N) average

**Withdrawal**

**Force/Contact (ICF):**  
4 oz (1,11 N) average

**RoHS Compliant:**  
Yes

**Processing:**

**Lead-Free Solderable:**  
Yes

**SMT Lead Coplanarity (ICF):**  
.006" (0,15 mm) max

**Lead Coplanarity (PLCC):**  
Less than 52 leads=  
.006" (0,15 mm) max;

52 leads and more=  
.008" (0,20 mm) max

## RECOGNITIONS

For complete scope of recognitions see [www.samtec.com/quality](http://www.samtec.com/quality)



FILE NO. E111594

## ICF

## ROW SPACING & NO. OF CONTACTS

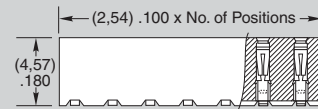
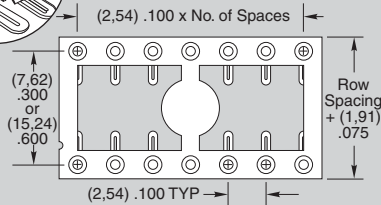
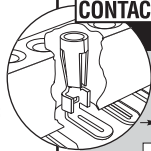
## PLATING OPTION

## TAIL OPTION

## OTHER OPTION



Specify from chart below

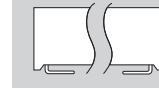


"-XXX"	Row Space	No. of Contacts
-308	.300 (7,62)	08
-314		14
-316		16
-318		18
-320		20
-324	.600 (15,24)	24
-328		28
-624		24
-628		28
-632		32
-640		40

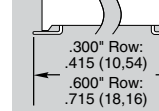
**-S**  
=30µ"  
(0,76 µm)  
Gold on contact,  
Matte Tin on tail

**-T**  
= Matte Tin

**-I**  
=Tails In



**-O**  
=Tails Out



**-TR**  
=Tape & Reel Packaging

## PLCC

## NO. OF CONTACTS

## PLATING OPTION

## ALIGNMENT PIN OPTION

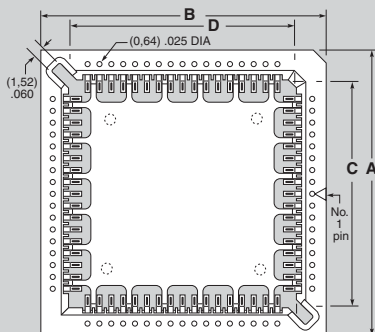
## PACKAGE OPTION

-020, -032, -044, -068

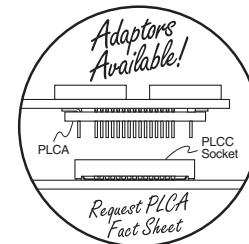
**-T**  
Matte Tin

**-N**  
=No Alignment Pins

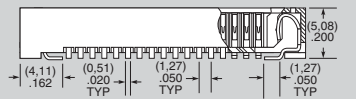
**-TR**  
=Tape & Reel Packaging



\*32 position has  
.040" (1,00 mm) DIA x  
.030" (0,76 mm) high  
standoffs in corners.



NO. OF PINS	A	B	C	D
-020	.600 (15,24)	.600 (15,24)	.370 (9,40)	.370 (9,40)
-032	.700 (17,78)	.800 (20,32)	.470 (11,94)	.570 (14,48)
-044	.900 (22,86)	.900 (22,86)	.670 (17,02)	.670 (17,02)
-068	1.200 (30,48)	1.200 (30,48)	.970 (24,64)	.970 (24,64)



**Note:**  
Some sizes, styles and options are non-standard, non-returnable.

Due to technical progress, all designs, specifications and components are subject to change without notice.

[WWW.SAMTEC.COM](http://WWW.SAMTEC.COM)

Leave package option blank for packaging in a tube.