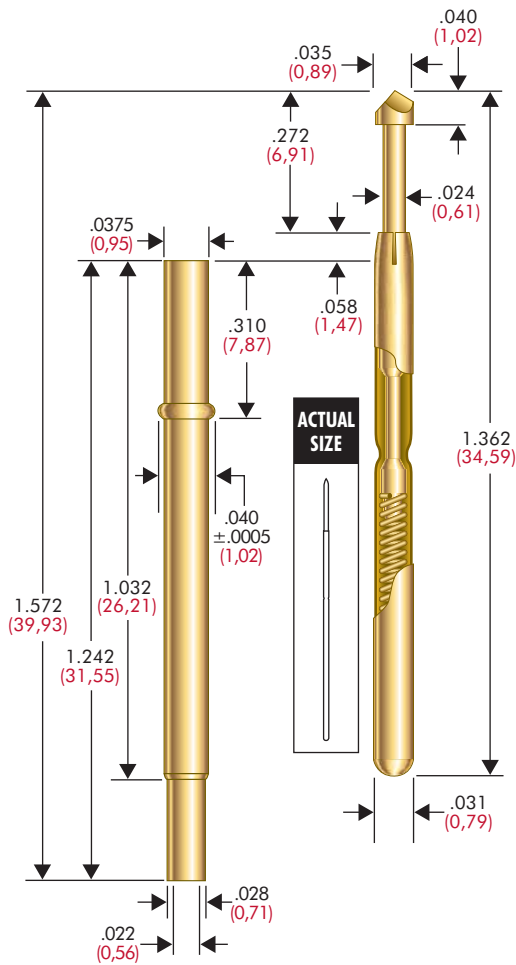


ICT 50C PROBE AND RECEPTACLE



RC-50-J-DE:
The RC Receptacle is also available for wireless test fixtures. See page 62 for more information.

PROBE SPECIFICATIONS

Minimum Centers: .050 (1,27)
 Current Rating: 3 amps continuous
 Spring Force: 3.2 or 5.4 oz. @ .170 (4,32) travel
 Contact Resistance: < 17 mΩ
 Minimum Travel:
 .250 (6,35) for headless tips
 .232 (5,89) for headed tips
 Working Travel: .170 (4,32)

Rated Force oz (gms)	Preload oz (gms)
3.2 (91)	2.0 (57)
5.4 (153)	2.0 (57)

RECEPTACLE SPECIFICATIONS

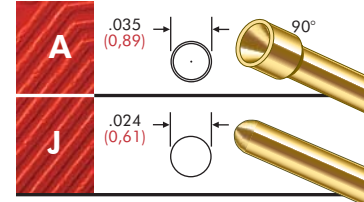
Connections:
 RC-0-CR: Crimp
 RC-0-SC: Solder Cup
 RC-0-WW-016: Wire Wrap, .016 (0,41) square post, .250 (6,35) length
 RC-0-WW-025: Wire Wrap, .025 (0,64) square post, .300 (7,62) length
 RC-0-DS: DuraSeal®, 30 or 28 gage wire, vacuum sealed
 RC-0-WT: Wire plug receptacle
 WT-EZ: Wire plug terminal

Recommended Wire:
28-30 gage
Drill Size: #61
Mounting Hole Size:
.0385/.0390 (0,98/0,99)

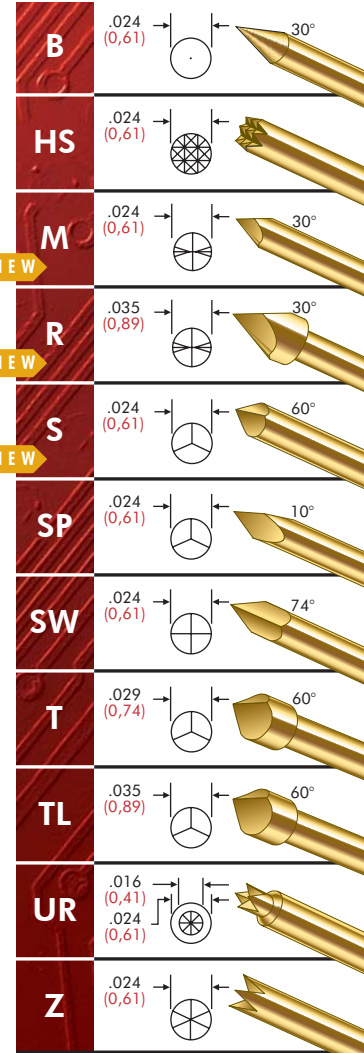
MATERIALS

Barrel: G2
 Spring: Music wire, gold plated
 Plunger: Full-hard beryllium copper or steel, gold plated over nickel
 Receptacle: Beryllium copper, gold plated
 Terminal: Nickel/silver, gold plated

BeCu PLUNGERS



STEEL PLUNGERS



HOW TO ORDER: SPRING CONTACT PROBE

ICT SERIES
50C SIZE
T TIP STYLE
5.4 SPRING FORCE
G PLATING OPTION
S STEEL PLUNGER OPTION

SERIES: ICT: High Performance
S: Standard
SPRING FORCE: 3.2 oz. @ .170 (4,32) travel
5.4 oz. @ .170 (4,32) travel
CRIMPING PLIERS: CPRCO
INSERTION TOOL: RTRCO

RECEPTACLE

RC SERIES
0 SIZE
CR TERMINATION

TERMINATIONS:
CR: Crimp
SC: Solder Cup
WW-016: Wire wrap .016 sq
WW-025: Wire Wrap .025 sq
DS: DuraSeal
WT: Wire Plug Receptacle**
WT-EZ: Wire Plug Terminal*
 * Unless otherwise specified, wire length 36", strip length 1", 30 gage Kynar
 ** Requires WT-EZ plug-in terminal

View updates of this information at <http://www.idinet.com>

Specifications subject to change without notice. Dimensions in inches (millimeters)