

V4NS

- Characteristics
- sealed (IP67)
 - solder, 2,8 mm faston and PCB terminals
 - pre-wired option
 - compliant to glow wire test IEC 60335-1, 4. ed.

Rating 250 VAC, 5 A (3 A prewired UL)

Dimensions (mm) 20 × 10,3 × 6,4

- Actuator
- plunger
 - plain levers
 - roller levers
 - simulated roller lever/cam follower

Approvals UL, CSA, ENEC



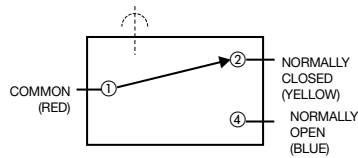
Preferred Range

Ordering Reference	Actuating Force (N)	Actuating Force (ozf)	Sealing	Operating pos. (mm)	Operating pos. (in)	Terminal	Circuit	Actuator	Contacts	Electrical rating
V4NST7UL	2,50	9,0	IP67	8,40	0,33	Solder	CO	Plain plunger	Ag	250 VAC, 5 A
V4NSUL	2,50	9,0	IP67	8,40	0,33	Pre-wired	CO	Plain plunger	Ag	250 VAC, 5 A
V4NST7Y1UL	0,90	3,2	IP67	10,6	0,42	Solder	CO	Straight lever	Ag	250 VAC, 5 A
V4NSY1UL	0,90	3,2	IP67	10,6	0,42	Pre-wired	CO	Straight lever	Ag	250 VAC, 5 A
V4NST7YRUL	0,90	3,2	IP67	15,6	0,62	Solder	CO	Roller lever	Ag	250 VAC, 5 A
V4NSYRUL	0,90	3,2	IP67	15,6	0,62	Pre-wired	CO	Roller lever	Ag	250 VAC, 5 A

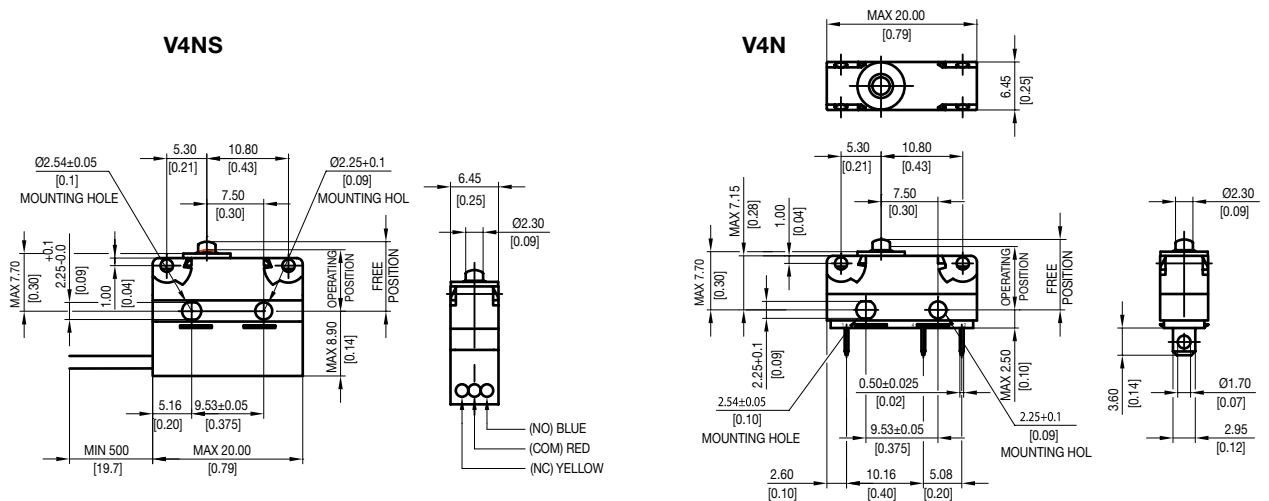
Specifications

Housing	Flame-retardant glass-fibre reinforced nylon
Plunger	Polyacetal (POM)
Mechanism	Snap-action coil spring mechanism with stainless steel spring
Functions	Change-over, normally closed or normally open
Contacts	Silver
Terminals	Gold flashed
Temperature range °C	-40°C to +85°C
Mechanical life	3 × 10 ⁶ cycles minimum (impact free actuation)
Protection	IP67 enclosure, IP40 Flux proof terminal entries
Actuators	Plain lever, cam follower, Roller lever
Accessories	Insulating sheet - N04619, Clip-on terminal cover - TC102, Long overtravel actuator - QA4

Circuit diagram



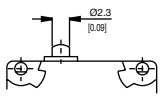
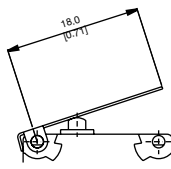
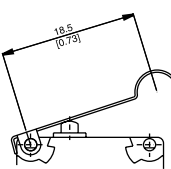
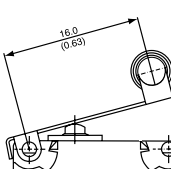
Dimension



Recommended maximum electrical ratings

	Voltage (max)	Resistive load (A)	Motor load (A)	Approval
V4NST7UL	250 VAC	5 (0,75 pf)		UL 1054/CSA 22,2 No. 55 - 6,000 operations - 65°C EN61058-1, T85, 10,000 operations
	250 VAC	5	2	
	0 - 15 VDC	5	3	General rating - 50,000 operations (85°C)
	15 - 30 VDC	5	3	General rating - 50,000 operations (85°C)
V4NSUL	250 VAC	3 (0,75 pf)		UL 1054/CSA 22,2 No. 55 - 6,000 operations - 65°C EN61058-1, T85, 10,000 operations
	250 VAC	5	2	
	0 - 15 VDC	3	3	General rating - 50,000 operations (85°C)
	15 - 30 VDC	3	3	General rating - 50,000 operations (85°C)

Operating Characteristics

Actuator	Reference	Actuating Force Maximum		Release Force Minimum		Free Position Maximum		Operating Position		Movement Differential Maximum	
		(N)	(ozf)	(N)	(ozf)	(mm)	(in)	(mm)	(in)	(mm)	(in)
Plunger 	V4NST7UL	2,5	9,00	0,30	1,00	9,2	0,36	8,4 ± 0,3	0,33 ± 0,012	0,1	0,004
	V4NSUL	2,5	9,00	0,30	1,00	9,2	0,36	8,4 ± 0,3	0,33 ± 0,012	0,1	0,004
Y1 lever 	V4NST7Y1UL	0,9	3,20	0,07	0,25	13,2	0,52	10,6 ± 1,2	0,42 ± 0,05	0,4	0,016
	V4NSY1UL	0,9	3,20	0,07	0,25	13,2	0,52	10,6 ± 1,2	0,42 ± 0,05	0,4	0,016
Width of lever 4,0 mm/0,16 in											
YC lever 	V4NST7YCUL	0,9	3,20	0,07	0,25	17,8	0,70	15,6 ± 1,2	0,61 ± 0,05	0,4	0,016
	V4NSYCUL	0,9	3,20	0,07	0,25	17,8	0,70	15,6 ± 1,2	0,61 ± 0,05	0,4	0,016
Width of lever 4,0 mm/0,16 in											
YR lever 	V4NST7YRUL	0,9	3,20	0,07	0,25	17,8	0,70	15,6 ± 1,2	0,61 ± 0,05	0,4	0,016
	V4NSYRUL	0,9	3,20	0,07	0,25	17,8	0,70	15,6 ± 1,2	0,61 ± 0,05	0,4	0,016
Width of lever 4,0 mm/0,16 in											

Over travel: Plunger can be depressed flush with housing. The housing should not be used as an end stop.

Ordering Reference

Basic type	V4NS	Example: V4NS						B	T7	C2	Y1	0	X	UL
Type of sealing/ Overtravel	B	No symbol, sealed IP67, standard travel												
		Sealed IP67 with extended overtravel (0,5 mm)												
Terminals	No symbol, pre-wired 500 mm with cable box (V4NS/B only)													
T7	Solder	2,95 × 0,5 × 3,6 long												
T8	PCB	0,8 × 0,5 × 4,0 long												
T9	Faston	2,8 × 0,5 × 8,1 long												
T81	Formed PCB	0,8 × 0,5 × 3,8 long												
T82	Formed PCB	0,8 × 0,5 × 3,8 long												
Circuit	No symbol, change-over													
C2	Normally closed													
C4	Normally open													
Actuators	No symbol, without lever													
Y1	Plain lever	18,0 mm												
Y2	Plain lever	25,0 mm												
Y3	Plain lever	32,0 mm												
YC	Cam follower lever	18,5 mm												
YR	Roller lever	16,0 mm												
QA	Long overtravel actuator available on request													
	Other actuators on special request													
Actuator Position	No symbol, without lever, or lever fitted at the end nearest to the Plunger													
0	With lever fitted at end opposite to plunger													
Contact Material	No symbol, Fine silver													
X	Gold alloy on silver palladium crosspoint													
Approvals	UL	UL, CSA and ENEC approval												
Special Features	<input type="checkbox"/> <input type="checkbox"/> <input type="checkbox"/> <input type="checkbox"/> Saia specialise in customer specific solutions. Additional product variants are available or can be provided. If your requirements cannot be satisfied from the options listed, please contact www.saia-burgess.com or your local SB outlet.													