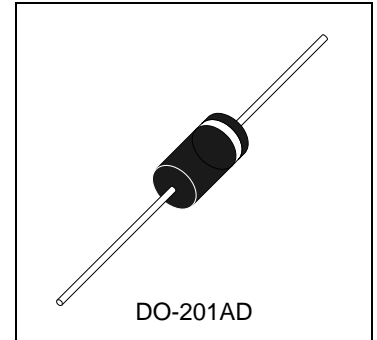




# HSR320 thru HSR3100

Schottky Barrier Rectifiers  
(Reverse Voltage 20 to 100V, Forward Current 3A)



## Features

- Low Forward Voltage Drop
- High Current Capability
- High Reliability
- High Surge Current Capability

## Mechanical Data

- Cases: DO-201AD molded plastic body
- Epoxy: UL 94V-0 rate flame retardant
- Lead: Axial leads, solderable per MIL-STD-750, Method 2026 guaranteed
- Polarity: Color band denotes cathode end
- High temperature soldering guaranteed: 250°C/10seconds/.375"(9.5mm) lead lengths at 5lbs.(2.3kg) tension
- Weight: 1.12gram

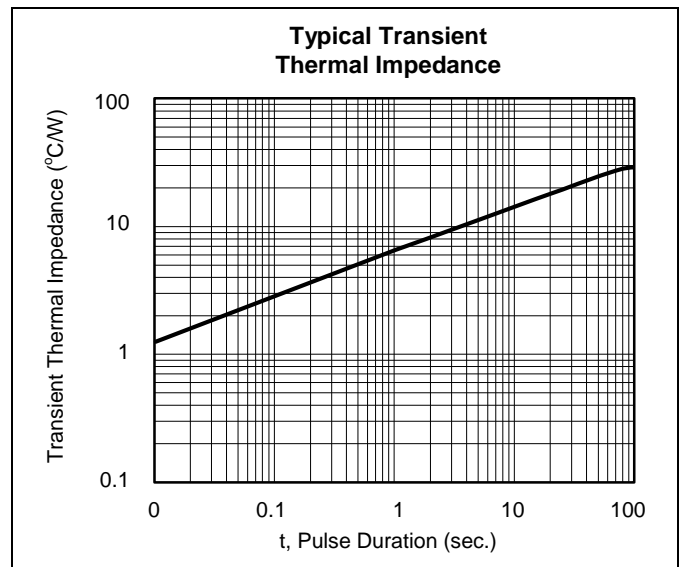
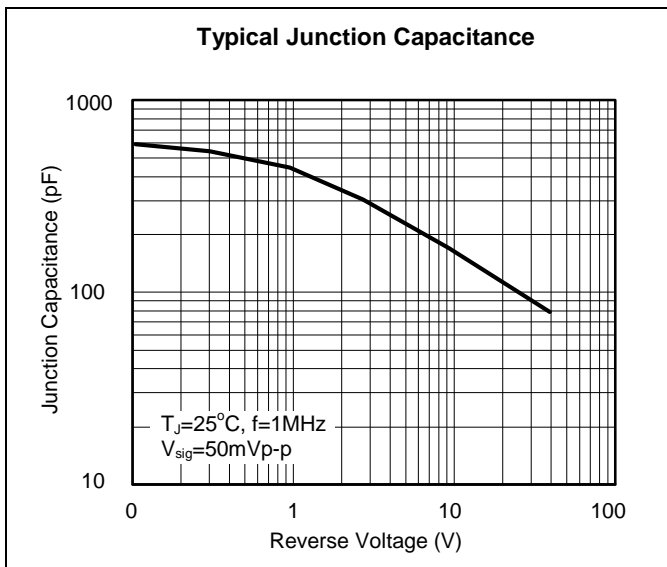
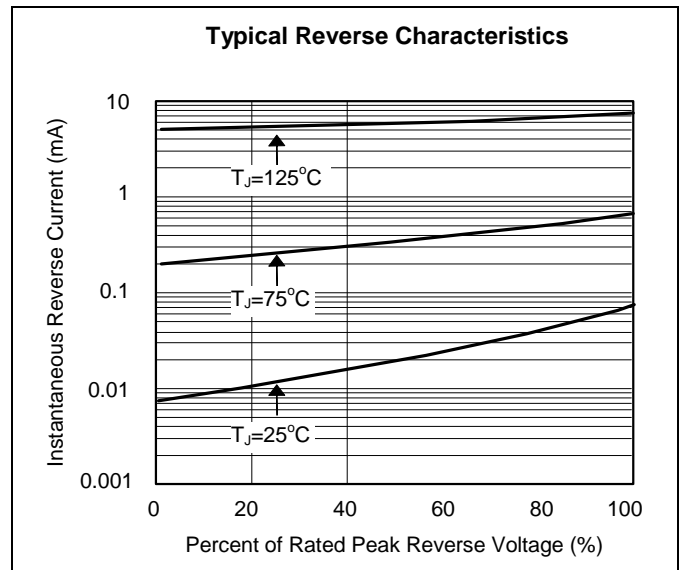
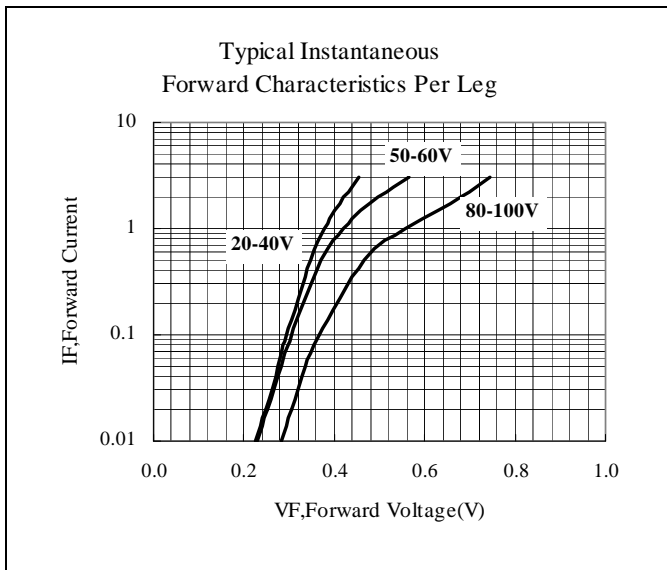
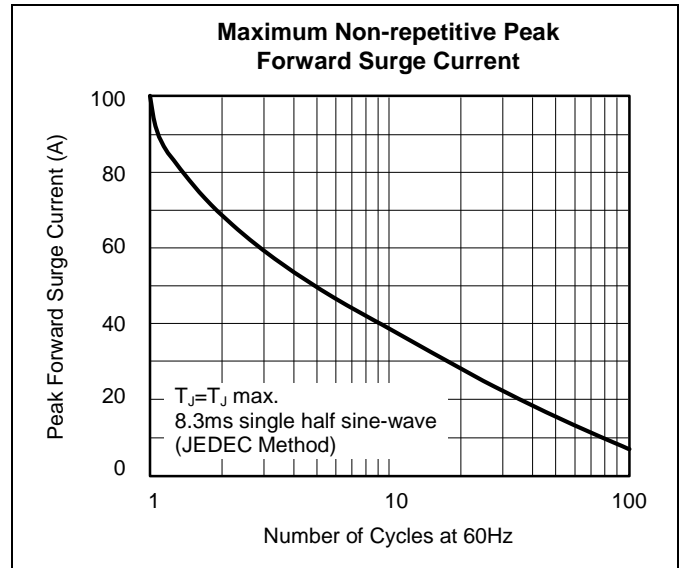
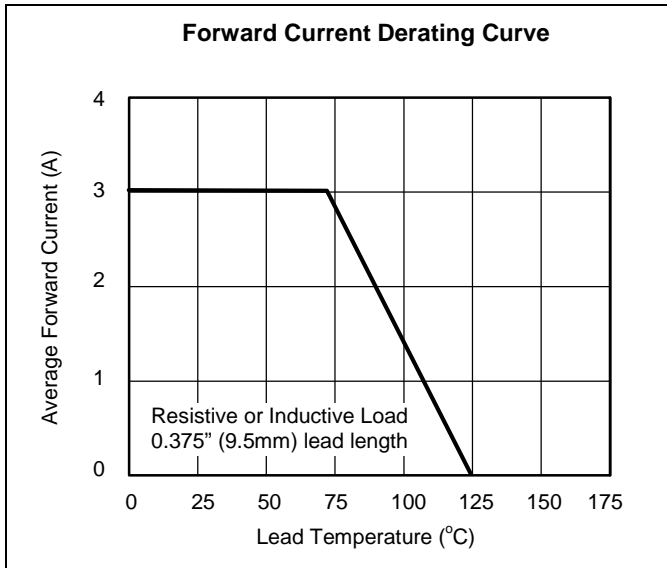
## Maximum Ratings & Electrical Characteristics

Ratings at 25°C ambient temperature unless otherwise specified.  
Single phase, half wave, 60 Hz, resistive or inductive load. For capacitive load. Derate current by 20%.

Ratings	Symbol	HSR 320	HSR 330	HSR 340	HSR 350	HSR 360	HSR 380	HSR 3100	Unit
Repetitive Peak Reverse Voltage	$V_{RRM}$	20	30	40	50	60	80	100	V
Surge Peak Reverse Voltage	$V_{RSM}$	14	21	28	35	42	57	71	V
DC Blocking Voltage	$V_{DC}$	20	30	40	50	60	80	100	V
Average Forward Rectified Current ( $T_A=75^\circ\text{C}$ )	$I_{FAV}$	3							A
Peak Forward Surge Current, 50Hz Half Sine-wave ( $T_A=25^\circ\text{C}$ )	$I_{FSM}$	80							A
Repetitive Peak Forward C ( $f>15\text{Hz}$ )	$I_{FRM}$	12							A
Instantaneous Forward Voltage	$V_F$	0.48	0.52	0.7			0.8	V	
Leakage Current ( $T_J=25^\circ\text{C}$ , $V_R=V_{RRM}$ )	$I_R$	0.1							mA
Leakage Current ( $T_J=100^\circ\text{C}$ , $V_R=V_{RRM}$ )		10							mA
Typical Junction Capacitance	$C_J$	170							pF
Rating for Fusing, $t<10\text{ms}$ ( $T_A=25^\circ\text{C}$ )	$i^2t$	12.5							$\text{A}^2\text{s}$
Thermal Resistance Junction to Ambient Air	$R_{\theta JA}$	20							$^\circ\text{C/W}$
Thermal Resistance Junction to Lead	$R_{\theta JL}$	15							$^\circ\text{C/W}$
Operating Junction Temperature Range	$T_J$	-65 to +125							$^\circ\text{C}$
Storage Temperature Range	$T_{STG}$	-65 to +150							$^\circ\text{C}$
ESD Protection Voltage	$V_{ESD}$	12							KV



### Characteristics Curve





### DO-201AD Dimension

2-Lead DO-201AD Molded Plastic Package  
HSMC Package Code: L

**Marking:**

Pb Free Mark  
Pb-Free: \* (Note)  
Normal: None

Control Code

Date Code

HSR 3

Product Series  
20,30,40,50,60,80,100

Marking around the surface of cylinder

Note:  
Green label is used for pb-free packing

DIM	Min.	Max.
A	1.20	1.30
B	25.40	-
C	8.50	9.50
D	25.40	-
E	5.00	5.60

Unit: mm

**Important Notice:**

- All rights are reserved. Reproduction in whole or in part is prohibited without the prior written approval of HSMC.
- HSMC reserves the right to make changes to its products without notice.
- **HSMC semiconductor products are not warranted to be suitable for use in Life-Support Applications, or systems.**
- HSMC assumes no liability for any consequence of customer product design, infringement of patents, or application assistance.

**Head Office And Factory:**

- **Head Office** (Hi-Sincerity Microelectronics Corp.): 10F.,No. 61, Sec. 2, Chung-Shan N. Rd. Taipei Taiwan R.O.C.  
Tel: 886-2-25212056 Fax: 886-2-25632712
- **Factory 1:** No. 38, Kuang Fu S. Rd., Fu-Kou Hsin-Chu Industrial Park Hsin-Chu Taiwan. R.O.C  
Tel: 886-3-5983621~5 Fax: 886-3-5982931