

Tous droits strictement réservés. Reproduction ou communication à des tiers interdite, sous quelque forme que ce soit sans autorisation écrite du propriétaire. Propriété de c.FCI. Droits de reproduction FCI.



All rights strictly reserved. Reproduction or issue to third parties in any form whatever is not permitted without written authority from the proprietor. Property of FCI. Copyright FCI.

PRODUCT NUMBER	DIM	LENGTH FORMULAS (SEE NOTE 10)
51765-A00CCCDDE0_	DIM "A"	.250 [6.35] x DD + .100 [2.54] x (CCC/4) + .090 [2.29] (NOTE 10)
SEE NOTE 1	DIM "D"	.250 [6.35] x DD + .095 [2.41]
	DIM "F"	.250 [6.35] x DD + .100 [2.54] x (CCC/4) + .120 [3.05]
	DIM "G"	.250 [6.35] x DD - .025 [0.64]

CONNECTOR NOTES

- ① PRODUCT NUMBER CODE:
51765 - A 00 CCC DD E 0 LF
- W/O THIS SUFFIX: 100u"/2.54um SnPb ON PCB INTERFACE
 - WITH THIS SUFFIX: 78u"/1.98um Sn ON PCB INTERFACE
 - ALWAYS '0' (ZERO) (NOTE 8)
 - TAIL OPTIONS (NOTE 7)
 - NUMBER OF LEFT END POWER CONTACTS (NOTE 6)
 - NUMBER OF SIGNAL CONTACTS (NOTE 5)
 - ALWAYS '00' (ZERO,ZERO) (NOTE 4)
 - PLATING (NOTE 3)
 - BASE NUMBER

- ② HOUSING MATERIAL: GLASS FILLED V-O HIGH TEMP THERMO PLASTIC.
SIGNAL CONTACT MATERIAL: COPPER ALLOY
POWER CONTACT MATERIAL: COPPER ALLOY
- ③ PLATING OPTION:
 = SEE PRINT 10064183 FOR PLATING SPEC OF 51765-100CCCDDE0; 51765-100CCCDDE0LF
- ④ THIS PART IS NOT AVAILABLE WITH RIGHT SIDE POWER CONTACTS.
- ⑤ SIGNAL CONTACTS, 004 TO 148 AVAILABLE FOR SOLDER TO BOARD,
020 TO 148 AVAILABLE FOR PRESS-FIT.
- ⑥ LEFT END POWER CONTACTS, 01 TO 20 AVAILABLE.
MAXIMUM OF 20 POWER CONTACTS PER CONNECTOR
- ⑦ TAIL OPTIONS:
A = .135 ± .010 [3.43 ± 0.25] SOLDER TO BOARD
B = .090 + .005 / - .010 [2.29 + 0.13 / - 0.25]
SOLDER TO BOARD)
C = .154 ± .010 [3.91 ± 0.25] PRESS-FIT TO BOARD

- ⑧ BOARD RETENTION NOT AVAILABLE WITH GUIDELESS ENDS.
- ⑨ MANUFACTURE'S NAME, P/N, AND DATE CODE TO APPEAR ON THIS SURFACE.
- ⑩ THE MAXIMUM OVERALL LENGTH (DIM A) OF A PART IS 8.00 [203.2]
11. PRODUCT SPECIFICATION GS-12-149
12. APPLICATION SPECIFICATION BUS-20-067

PCB NOTES:

13. ALL DIMENSIONS ARE BASIC UNLESS OTHERWISE SPECIFIED.
14. ALL THROUGH HOLES ARE LOCATED WITH A TRUE POSITION OF .004[0.10]
15. ALL HOLE DIAMETERS ARE FINISHED HOLE SIZE.
- ⑬ Ø0.0453 ± .001 [1.151 ± 0.02] DRILLED HOLES PLATED WITH 0.0003 [0.007] MIN SnPb OR Sn OVER 0.001 [1.03] TO .003 [0.08] Cu PLATING TO ACHIEVE A .040 ± .003 [1.02 ± 0.08] HOLE.
17. A SYMBOL WILL BE NEXT TO ANY DIMENSION, VIEW, OR NOTE WHICH HAS BEEN MODIFIED WITH THE CURRENT DRAWING REVISION.

THIS FILE WAS ORIGINALLY CREATED IN THE PRO ENGINEER ENVIRONMENT AND ANY FUTURE REVISIONS TO THIS FILE MUST BE MADE IN THE PRO ENGINEER ENVIRONMENT

mat'l code				tolerances unless otherwise specified		CUSTOMER COPY		FCI www.fciconnect.com	
ltr	ecn no.	dr	date	linear	.XX±.01/.X±.3	projection		title	
L					.XXX±.005/.XX±.13			RIGHT ANGLE RECEPTACLE w/o GUIDE PIN SIGNAL / POWER	
				angles	.XXX±.0020/.XX±.051	INCH / MM	product family	PWRBLADE	code
				dr	0° ± 2°	← →	size	51765	213
				enrg	J. BROWN 05-18-99	scale	dwg no	51765	SHEET
				chr	J. BROWN 05-18-99	1:1			2
				appd	J. BROWN 05-18-99				
sheet index	revision sheet								

form no. 7530-001-103

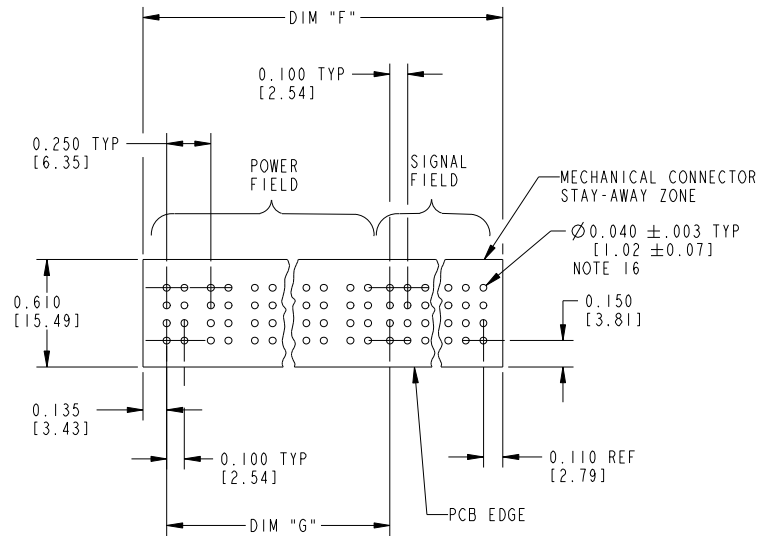
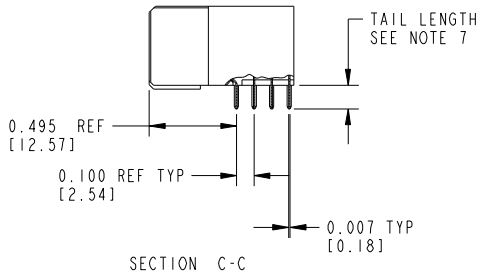
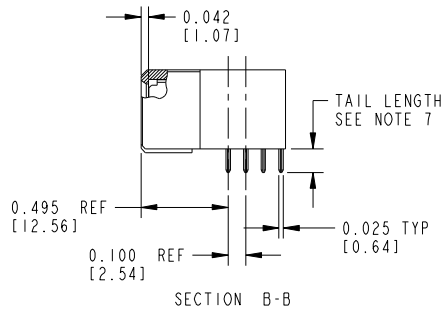
cage code 22526

Tous droits strictement réservés. Reproduction ou communication à des tiers interdite, sous quelque forme que ce soit sans autorisation écrite du propriétaire. Propriété de c FCI. Droits de reproduction FCI.



All rights strictly reserved. Reproduction or issue to third parties in any form whatever is not permitted without written authority from the proprietor. Property of FCI. Copyright FCI.

PRODUCT NUMBER
51765-A00CCDDE0_..
SEE NOTE 1



mat'l code		tolerances unless otherwise specified		CUSTOMER COPY		 www.fciconnect.com	
ltr	ecn no.	dr	date	linear	.XX±.01/.X±.3	projection	 title RIGHT ANGLE RECEPTACLE w/GUIDE PIN SIGNAL / POWER
L				linear	.XXX±.005/.XX±.13	 INCH / MM	
				angles	.XXX±.0020/.XX±.051	scale	product family
				dr	0°±2°	1:1	PWRBLADE
				enr	J. BROWN 05-18-99		code
				chr	J. BROWN 05-18-99		213
				appd	J. BROWN 05-18-99		SHEET
							3
sheet index	revision sheet						

form no. 7530-001-103

cage code 22526